













尺寸表索引 Product index

軸承分類 Classify	形式 Type	區分 Differentiate	公制 Metric Size		英制 Inch Size		
			軸承型號 Series	頁碼 Page	軸承型號 Series	頁碼 Page	
車削型 Needle Roller Bearings	標準式 With ribs	無內輪 without inner ring	NK RNA59 NKS RNA69 RNA49	 6	MR	 74	
		有內輪 with inner ring	NKI NA59 NKIS NA69 NA49	 32	MR+MI	 74	
	密封式 With seals	無內輪 without inner ring	RNA49...2RS RNA69...2RS	 52			
		有內輪 with inner ring	NA49...2RS NA69...2RS	 56			
	分離式 Without ribs	無內輪 without inner ring	RNAO RNAO...W	 60			
		有內輪 with inner ring	NAO NAO...W	 68			
	支承滾輪型 Yoke type track rollers	分離式 Separable	無內輪 without inner ring	RSTO RSTO...X	 78		
			有內輪 with inner ring	STO STO...X	 78		
有封片 with end washers			STO...ZZ STO...ZZX	 78			
一體式 Non- separable		珠巢型 cage type	NATR NATR...X	 86	YCRS YCRSC YCR YCRC	 98	
		滿針型 full complement	NATV NATV...X	 86			
		重荷型 heavy duty	NUTR NUTR...X	 94			

尺寸表索引 Product index

軸承分類 Classify	形式 Type	區分 Differentiate	公制 Metric Size		英制 Inch Size	
			軸承型號 Series	頁碼 Page	軸承型號 Series	頁碼 Page
螺柄滾輪型 Stud type track rollers	六角孔 With hexagonal socket	珠巢型 cage type	CF...B KRB...X CF...BR KRB CF...BUJ KRB...PPX CF...BUUR KRB...PP	 106		
		滿針型 full complement	CF...VB KRVB...X CF...VBR KRVB CF...VBUJ KRVB...PPX CF...VBUUR KRVB...PP	 106		CRB CRSB CRBC CRBSC 114
		偏心型 eccentric collar				CRBE CRBE CRBCE CRBCE 122
		重荷型 heavy duty				CRHSB CRHSBC 130
內輪 Inner rings			IR IR...H	 134	MI  148	
珠巢型 Needle roller and cage assemblies	一般工業用 For industrial purpose		KT KV KTG KVG KT...W KV...W KTG...W KVG...W	 152	WJ  198	
	引擎連桿用 For connecting rod applications	大端部 for big end	KTE  174			
		大端部-重荷型 for big end, heavy duty	KU KUZ  174			
		小端部 for small end	KVE  192			
滾針 Needle roller	平端面 Hat end Flat		NR...F  204			
	圓端面 Rounded end		NR...A  204			
	控端面		NR...C  204			

車削型

Needle Roller Bearings

標準式_無內輪
With ribs-without inner ring

NK
NKS
RNA 49
RNA 59
RNA 69



NK (dr≤10)

NK (dr≥12)
NKS, RNA 49, RNA 59
RNA 69 (dr≤35)

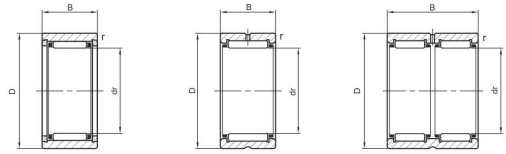
RNA 69 (dr≥40)

軸徑 Shaft dia.	軸承型號 Series					單位重 Weight
	mm	NK	NKS	RNA 49	RNA 59	
9	NK 9/12					10
	NK 9/16					13.2
10	NK 10/12					10.7
	NK 10/16					14.3
12	NK 12/12					12.2
	NK 12/16					16.3
14			RNA 4900			16.5
	NK 14/16					21
	NK 14/20					26.5
15	NK 15/16					22.5
	NK 15/20					28
16			RNA 4901			18.1
	NK 16/16					23
	NK 16/20					29
					RNA 6901	30

(1)除了標準的型號之外,SYI亦接受訂製特殊的尺寸規格,特殊型號標示為NK dr x D x B例如NK15x23x12.
Other than the series shown above, custom-made orders are available according to the series number NK dr x D x B.

(2)當使用油脂潤滑時,極限回轉速為表列數值的60%.

With grease lubrication, 60% of the values given in the tables are permissible.



NK, NKS
(dr≤10mm)

NK (dr≥12)
NKS, RNA 49, RNA 59
RNA 69 (dr≤35)
single row

RNA 69
(dr≥40mm)
double row

尺寸 Dimensions mm				基本額定負荷 Basic load ratings		極限回轉速 Limited Speed
dr	D	B	r min.	動 Dynamic C kgf	靜 Static Co kgf	機油潤滑 Oil rpm (2)
9	16	12	0.3	570	560	30000
9	16	16	0.3	780	840	30000
10	17	12	0.3	390	420	28000
10	17	16	0.3	840	950	28000
12	19	12	0.3	640	690	26000
12	19	16	0.3	880	1040	26000
14	22	13	0.3	960	1050	24000
14	22	16	0.3	1130	1290	24000
14	22	20	0.3	1430	1750	24000
15	23	16	0.3	1190	1410	23000
15	23	20	0.3	1500	1910	23000
16	24	13	0.3	1000	1160	23000
16	24	16	0.3	1250	1540	23000
16	24	20	0.3	1580	2080	23000
16	24	22	0.3	1970	2950	23000

(3)外徑尺寸 > 100mm以上者, 需經濟批量訂購生產。
The out dimensions > 100mm are produced by order.

(4)NKS 系列產品, 需經濟批量訂購生產
NKS series are produced by order.

車削型

Needle Roller Bearings

標準式_無內輪
With ribs-without inner ring

NK
NKS
RNA 49
RNA 59
RNA 69



NK (dr≤10)



NK (dr≥12)
NKS, RNA 49, RNA 59
RNA 69 (dr≤35)



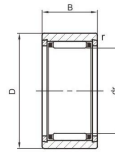
RNA 69 (dr≥40)

軸徑 Shaft dia.	軸承型號 Series					單位重 Weight
	mm	NK	NKS	RNA 49	RNA 59	
17	NK 17/16					24.5
	NK 17/20					30.5
18	NK 18/16					25.5
	NK 18/20					32
19	NK 19/16					27
	NK 19/20					34
20			RNA 4902			21.5
	NK 20/16					27.5
				RNA 5902		33
	NK 20/20					35.5
					RNA 6902	37
			NKS 20			48.7
21	NK 21/16					29
	NK 21/20					36

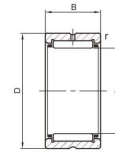
(1)除了標準的型號之外,SYI亦接受訂製特殊的尺寸規格,特殊型號標示為NK dr x D x B例如NK15x23x12.
Other than the series shown above, custom-made orders are available according to the series number NK dr x D x B.

(2)當使用油脂潤滑時,極限回轉速為表列數值的60%.

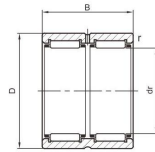
With grease lubrication, 60% of the values given in the tables are permissible.



NK, NKS
(dr≤10mm)



NK (dr≥12)
NKS, RNA 49, RNA 59
RNA 69 (dr≤35)
single row



RNA 69
(dr≥40mm)
double row

尺寸 Dimensions mm				基本額定負荷 Basic load ratings		極限回轉速 Limited Speed
dr	D	B	r min.	動 Dynamic C kgf	靜 Static Co kgf	機油潤滑 Oil rpm (2)
17	25	16	0.3	1300	1660	22000
17	25	20	0.3	1650	2250	22000
18	26	16	0.3	1370	1780	21000
18	26	20	0.3	1730	2410	21000
19	27	16	0.3	1420	1910	21000
19	27	20	0.3	1790	2580	21000
20	28	13	0.3	1130	1440	20000
20	28	16	0.3	1420	1920	20000
20	28	18	0.3	1620	2290	20000
20	28	20	0.3	1970	2600	20000
20	28	23	0.3	1760	2950	20000
20	32	20	0.6	2030	2460	20000
21	29	16	0.3	1460	2040	19000
21	29	20	0.3	1840	2760	19000

(3)外徑尺寸 > 100mm以上者, 需經濟批量訂購生產.

The out dimensions > 100mm are produced by order.

(4)NKS 系列產品, 需經濟批量訂購生產

NKS series are produced by order.

車削型

Needle Roller Bearings

標準式_無內輪
With ribs-without inner ring

NK
NKS
RNA 49
RNA 59
RNA 69



NK (dr≤10)



NK (dr≥12)
NKS, RNA 49, RNA 59
RNA 69 (dr≤35)

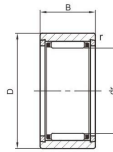


RNA 69 (dr≥40)

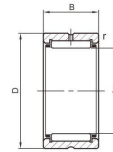
軸徑 Shaft dia.	軸承型號 Series					單位重 Weight	
	mm	NK	NKS	RNA 49	RNA 59		RNA 69
22				RNA 4903			23.5
		NK 22/16					30
					RNA 5903		35
		NK 22/20					37.5
						RNA 6903	40.5
24		NKS 22					61.5
		NK 24/16					32
		NK 24/20					40.5
25			NKS 24				65.5
		NK 25/16					33.5
		NK 25/20					42
				RNA 4904			55.5
					RNA 5904		84
						RNA 6904	95.5
		NKS 25					68.1

(1)除了標準的型號之外,SYI亦接受訂製特殊的尺寸規格,特殊型號標示為NK dr x D x B例如NK15x23x12.
Other than the series shown above, custom-made orders are available according to the series number NK dr x D x B.

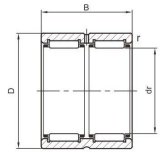
(2)當使用油脂潤滑時,極限回轉速為表列數值的60%.
With grease lubrication, 60% of the values given in the tables are permissible.



NK, NKS
(dr≤10mm)



NK (dr≥12)
NKS, RNA 49, RNA 59
RNA 69 (dr≤35)
single row



RNA 69
(dr≥40mm)
double row

尺寸 Dimensions mm				基本額定負荷 Basic load ratings		極限回轉速 Limited Speed
dr	D	B	r	動 Dynamic C kgf	靜 Static Co kgf	機油潤滑 Oil rpm (2)
			min.			
22	30	13	0.3	1220	1630	18000
22	30	16	0.3	1520	2160	18000
22	30	18	0.3	1640	2400	18000
22	30	20	0.3	1920	2930	18000
22	30	23	0.3	2120	3340	18000
22	35	20	0.3	2510	3020	18000
24	32	16	0.3	1550	2300	17000
24	32	20	0.3	1960	3110	17000
24	37	20	0.3	2640	3300	17000
25	33	16	0.3	1610	2420	16000
25	33	20	0.3	2040	3280	16000
25	37	17	0.6	2210	2670	16000
25	37	23	0.3	3050	4050	16000
25	37	30	0.3	3470	4780	16000
25	38	20	0.3	2620	3320	16000

(3)外徑尺寸 > 100mm以上者, 需經濟批量訂購生產。
The out dimensions > 100mm are produced by order.

(4)NKS 系列產品, 需經濟批量訂購生產。
NKS series are produced by order.

車削型

Needle Roller Bearings

標準式_無內輪
With ribs-without inner ring

NK
NKS
RNA 49
RNA 59
RNA 69



NK(dr≤10)



NK (dr≥12)
NKS, RNA 49, RNA 59
RNA 69 (dr≤35)

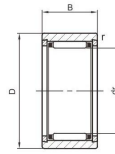


RNA 69 (dr≥40)

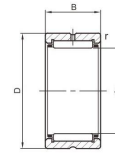
軸徑 Shaft dia.	軸承型號 Series					單位重 Weight	
	mm	NK	NKS	RNA 49	RNA 59		RNA 69
26		NK 26/16					34.5
		NK 26/20					43.5
28		NK 28/20					51.5
		NK 28/30					83.5
				RNA 49/22			56.5
					RNA 59/22		92
						RNA 69/22	97.5
			NKS 28				83.6
29		NK 29/20					57
		NK 29/30					85

(1)除了標準的型號之外,SYI亦接受訂製特殊的尺寸規格,特殊型號標示為NK dr x D x B例如NK15x23x12.
Other than the series shown above, custom-made orders are available according to the series number NK dr x D x B.

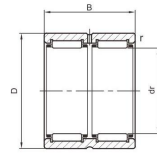
(2)當使用油脂潤滑時,極限回轉速為表列數值的60%.
With grease lubrication, 60% of the values given in the tables are permissible.



NK, NKS
(dr≤10mm)



NK (dr≥12)
NKS, RNA 49, RNA 59
RNA 69 (dr≤35)
single row



RNA 69
(dr≥40mm)
double row

尺寸 Dimensions mm				基本額定負荷 Basic load ratings		極限回轉速 Limited Speed
dr	D	B	r min.	動 Dynamic C kgf	靜 Static Co kgf	機油潤滑 Oil rpm (2)
26	34	16	0.3	1630	2550	15000
26	34	20	0.3	2070	3450	15000
28	37	20	0.3	2140	3630	14000
28	37	30	0.3	3060	5760	14000
28	39	17	0.3	2270	3090	14000
28	39	23	0.3	2980	4440	14000
28	39	30	0.3	3380	5180	14000
28	42	20	0.6	2970	3730	14000
29	38	20	0.3	2150	3790	14000
29	38	30	0.3	3080	6030	14000

(3)外徑尺寸 > 100mm以上者, 需經濟批量訂購生產。
The out dimensions > 100mm are produced by order.

(4)NKS 系列產品, 需經濟批量訂購生產
NKS series are produced by order.

車削型

Needle Roller Bearings

標準式_無內輪
With ribs-without inner ring

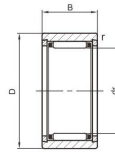
- NK
- NKS
- RNA 49
- RNA 59
- RNA 69



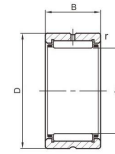
NK (dr≤10)

NK (dr≥12)
NKS, RNA 49, RNA 59
RNA 69 (dr≤35)

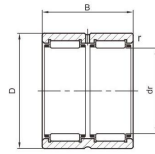
RNA 69 (dr≥40)



NK, NKS
(dr≤10mm)



NK (dr≥12)
NKS, RNA 49, RNA 59
RNA 69 (dr≤35)
single row



RNA 69
(dr≥40mm)
double row



軸徑 Shaft dia.	軸承型號 Series					單位重 Weight	
	mm	NK	NKS	RNA 49	RNA 59		RNA 69
30		NK 30/20					64.5
		NK 30/30					97.5
				RNA 4905			64
					RNA 5905		101
						RNA 6905	101
			NKS 30				104
32		NK 32/20					68
		NK 32/30					102
				RNA 49/28			76.5
					RNA 59/28		108
						RNA 69/28	133
			NKS 32				110

(1)除了標準的型號之外,SYI亦接受訂製特殊的尺寸規格,特殊型號標示為NK dr x D x B例如NK15x23x12.
Other than the series shown above, custom-made orders are available according to the series number NK dr x D x B.

(2)當使用油脂潤滑時,極限回轉速為表列數值的60%.
With grease lubrication, 60% of the values given in the tables are permissible.

尺寸 Dimensions mm				基本額定負荷 Basic load ratings		極限回轉速 Limited Speed
dr	D	B	r min.	動 Dynamic C kgf	靜 Static Co kgf	機油潤滑 Oil rpm (2)
30	40	20	0.3	2480	3930	13000
30	40	30	0.3	3550	6250	13000
30	42	17	0.3	2510	3310	13000
30	42	23	0.3	3300	4700	13000
30	42	30	0.3	3740	5550	13000
30	45	22	0.6	3520	4390	13000
32	42	20	0.3	2510	4150	13000
32	42	30	0.3	3600	6580	13000
32	45	17	0.3	2610	3530	13000
32	45	23	0.3	3420	5010	13000
32	45	30	0.3	3910	5920	13000
32	47	22	0.6	3680	4750	13000

(3)外徑尺寸 > 100mm以上者, 需經濟批量訂購生產。
The out dimensions > 100mm are produced by order.

(4)NKS 系列產品, 需經濟批量訂購生產
NKS series are produced by order.

車削型

Needle Roller Bearings

標準式_無內輪
With ribs-without inner ring

NK
NKS
RNA 49
RNA 59
RNA 69



NK (dr≤10)

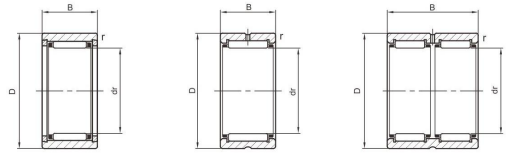
NK (dr≥12)
NKS, RNA 49, RNA 59
RNA 69 (dr≤35)

RNA 69 (dr≥40)

軸徑 Shaft dia.	軸承型號 Series					單位重 Weight	
	mm	NK	NKS	RNA 49	RNA 59		RNA 69
35		NK 35/20					73.5
		NK 35/30					112
				RNA 4906			72.5
					RNA 5906		108
						RNA 6906	125
			NKS 35				118
37		NK 37/20					77.5
		NK 37/30					117
			NKS 37				123
38		NK 38/20					79
		NK 38/30					119

(1)除了標準的型號之外,SYI亦接受訂製特殊的尺寸規格,特殊型號標示為NK dr x D x B例如NK15x23x12.
Other than the series shown above, custom-made orders are available according to the series number NK dr x D x B.

(2)當使用油脂潤滑時,極限回轉速為表列數值的60%.
With grease lubrication, 60% of the values given in the tables are permissible.



NK, NKS
(dr≤10mm)

NK (dr≥12)
NKS, RNA 49, RNA 59
RNA 69 (dr≤35)
single row

RNA 69
(dr≥40mm)
double row

尺寸 Dimensions mm				基本額定負荷 Basic load ratings		極限回轉速 Limited Speed
dr	D	B	r	動 Dynamic C kgf	靜 Static Co kgf	機油潤滑 Oil rpm (2)
35	45	20	0.3	2540	4370	11000
35	45	30	0.3	3630	6930	11000
35	47	17	0.3	2680	3770	11000
35	47	23	0.3	3520	5340	11000
35	47	30	0.3	4370	7060	11000
35	50	22	0.6	3830	5120	11000
37	47	20	0.3	2620	4580	11000
37	47	30	0.3	3750	7270	11000
37	52	22	0.6	4140	5800	11000
38	48	20	0.3	2700	4780	11000
38	48	30	0.3	3870	7580	11000

(3)外徑尺寸 > 100mm以上者, 需經濟批量訂購生產。
The out dimensions > 100mm are produced by order.

(4)NKS 系列產品, 需經濟批量訂購生產
NKS series are produced by order.

車削型

Needle Roller Bearings

標準式_無內輪
With ribs-without inner ring

NK
NKS
RNA 49
RNA 59
RNA 69



NK(dr≤10)



NK (dr≥12)
NKS, RNA 49, RNA 59
RNA 69 (dr≤35)

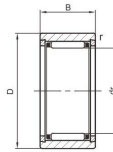


RNA 69 (dr≥40)

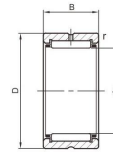
軸徑 Shaft dia.	軸承型號 Series					單位重 Weight	
	mm	NK	NKS	RNA 49	RNA 59		RNA 69
40		NK 40/20					83
		NK 40/30					125
				RNA 49/32			96
					RNA 59/32		149
						RNA 69/32	172
			NKS 40				129
42		NK 42/20					86.5
		NK 42/30					130
				RNA 4907			113
					RNA 5907		176
						RNA 6907	200
43		NK 43/20					88.5
		NK 43/30					133
			NKS 43				139

(1)除了標準的型號之外,SYI亦接受訂製特殊的尺寸規格,特殊型號標示為NK dr x D x B例如NK15x23x12.
Other than the series shown above, custom-made orders are available according to the series number NK dr x D x B.

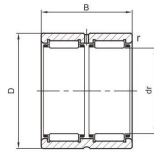
(2)當使用油脂潤滑時,極限回轉速為表列數值的60%.
With grease lubrication, 60% of the values given in the tables are permissible.



NK, NKS
(dr≤10mm)



NK (dr≥12)
NKS, RNA 49, RNA 59
RNA 69 (dr≤35)
single row



RNA 69
(dr≥40mm)
double row

尺寸 Dimensions mm				基本額定負荷 Basic load ratings		極限回轉速 Limited Speed
dr	D	B	r min.	動 Dynamic C kgf	靜 Static Co kgf	機油潤滑 Oil rpm (2)
40	50	20	0.3	2700	4980	10000
40	50	30	0.3	3870	7920	10000
40	52	20	0.6	3130	4780	10000
40	52	27	0.6	4040	6620	10000
40	52	36	0.6	5370	9550	10000
40	55	22	0.6	4100	5800	10000
42	52	20	0.3	2780	5190	9500
42	52	30	0.3	3980	8250	9500
42	55	20	0.6	3180	5020	9500
42	55	27	0.6	4580	7550	9500
42	55	36	0.6	5270	9600	9500
43	53	20	0.3	2850	5390	9500
43	53	30	0.3	4090	8570	9500
43	58	22	0.6	4200	6150	9500

(3)外徑尺寸 > 100mm以上者, 需經濟批量訂購生產。
The out dimensions > 100mm are produced by order.

(4)NKS 系列產品, 需經濟批量訂購生產
NKS series are produced by order.

車削型

Needle Roller Bearings

標準式_無內輪
With ribs-without inner ring

NK
NKS
RNA 49
RNA 59
RNA 69



NK (dr≤10)

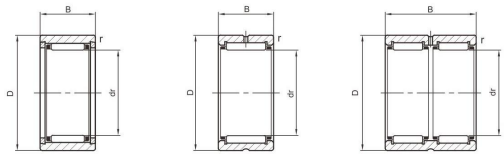
NK (dr≥12)
NKS, RNA 49, RNA 59
RNA 69 (dr≤35)

RNA 69 (dr≥240)

軸徑 Shaft dia.	軸承型號 Series					單位重 Weight	
	mm	NK	NKS	RNA 49	RNA 59		RNA 69
45		NK 45/20					92
		NK 45/30					138
				RNA 49/38			120
			NKS 45				145
47		NK 47/20					95
		NK 47/30					144
48				RNA 4908			152
					RNA 5908		225
						RNA 6908	275
50		NK 50/25					159
		NK 50/35					225
			NKS 50				157
52				RNA 4909			197
					RNA 5909		232
						RNA 6909	355

(1)除了標準的型號之外,SYI亦接受訂製特殊的尺寸規格,特殊型號標示為NK dr x D x B例如NK15x23x12.
Other than the series shown above, custom-made orders are available according to the series number NK dr x D x B.

(2)當使用油脂潤滑時,極限回轉速為表列數值的60%.
With grease lubrication, 60% of the values given in the tables are permissible.



NK, NKS
(dr≤10mm)

NK (dr≥12)
NKS, RNA 49, RNA 59
RNA 69 (dr≤35)
single row

RNA 69
(dr≥40mm)
double row

尺寸 Dimensions mm				基本額定負荷 Basic load ratings		極限回轉速 Limited Speed
dr	D	B	r min.	動 Dynamic C kgf	靜 Static Co kgf	機油潤滑 Oil rpm (2)
45	55	20	0.3	2930	5600	9000
45	55	30	0.3	4200	8900	9000
45	58	20	0.6	5800	5480	9000
45	60	22	0.6	4360	6490	9000
47	57	20	0.3	3230	6390	8500
47	57	30	0.3	4630	10200	8500
48	62	22	0.6	4150	6780	8500
48	62	30	0.6	5800	10340	8500
48	62	40	0.6	6320	11600	8500
50	62	25	0.6	4140	8220	8000
50	62	35	0.6	5700	12400	8000
50	65	22	1	4590	7180	8000
52	68	22	0.6	4170	7110	7500
52	68	30	0.6	6080	11280	7500
52	68	40	0.6	6790	13300	7500

(3)外徑尺寸 > 100mm以上者, 需經濟批量訂購生產。
The out dimensions > 100mm are produced by order.

(4)NKS 系列產品, 需經濟批量訂購生產。
NKS series are produced by order.

車削型

Needle Roller Bearings

標準式_無內輪
With ribs-without inner ring

NK
NKS
RNA 49
RNA 59
RNA 69



NK (dr≤10)



NK (dr≥12)
NKS, RNA 49, RNA 59
RNA 69 (dr≤35)



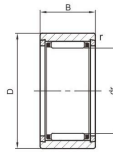
RNA 69 (dr≥40)

軸徑 Shaft dia.	軸承型號 Series					單位重 Weight	
	mm	NK	NKS	RNA 49	RNA 59		RNA 69
55		NK 55/25					193
		NK 55/35					255
			NKS 55				221
58				RNA 4910			179
					RNA 5910		289
						RNA 6910	320
60		NK 60/25					187
		NK 60/35					260
			NKS 60				335
63				RNA 4911			265
					RNA 5911		367
						RNA 6911	475
65		NK 65/25					225
		NK 65/35					315
			NKS 65				356

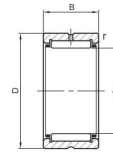
(1)除了標準的型號之外,SYI亦接受訂製特殊的尺寸規格,特殊型號標示為NK dr x D x B例如NK15x23x12.
Other than the series shown above, custom-made orders are available according to the series number NK dr x D x B.

(2)當使用油脂潤滑時,極限回轉速為表列數值的60%.

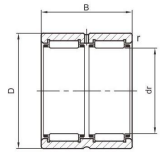
With grease lubrication, 60% of the values given in the tables are permissible.



NK, NKS
(dr≤10mm)



NK (dr≥12)
NKS, RNA 49, RNA 59
RNA 69 (dr≤35)
single row



RNA 69
(dr≥40mm)
double row

尺寸 Dimensions mm				基本額定負荷 Basic load ratings		極限回轉速 Limited Speed
dr	D	B	r	動 Dynamic C kgf	靜 Static Co kgf	機油潤滑 Oil rpm (2)
55	68	25	0.6	4200	8840	7500
55	68	35	0.6	5770	13300	7500
55	72	22	1	5160	8050	7500
58	72	22	0.6	4590	8130	7000
58	72	30	0.6	6340	12200	7000
58	72	40	0.6	7520	15200	7000
60	72	25	0.6	4790	10600	6500
60	72	35	0.6	6590	16000	6500
60	80	28	1.1	6950	11400	6500
63	80	25	1	6010	10200	6500
63	80	34	1	8290	15500	6500
63	80	45	1	9890	19400	6500
65	78	25	0.6	5080	11500	6000
65	78	35	0.6	6990	17400	6000
65	85	28	1.1	7040	12000	6000

(3)外徑尺寸 > 100mm以上者, 需經濟批量訂購生產.

The out dimensions > 100mm are produced by order.

(4)NKS 系列產品, 需經濟批量訂購生產

NKS series are produced by order.

車削型

Needle Roller Bearings

標準式_無內輪
With ribs-without inner ring

NK
NKS
RNA 49
RNA 59
RNA 69



NK (dr≤10)



NK (dr≥12)
NKS, RNA 49, RNA 59
RNA 69 (dr≤35)

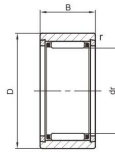


RNA 69 (dr≥40)

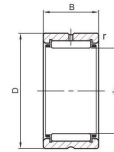
軸徑 Shaft dia.	軸承型號 Series					單位重 Weight	
	mm	NK	NKS	RNA 49	RNA 59		RNA 69
68		NK 68/25					250
		NK 68/35					350
				RNA 4912			285
					RNA 5912		408
						RNA 6912	510
70		NK 70/25					280
		NK 70/35					395
			NKS 70				380
72				RNA 4913			325
					RNA 5913		462
						RNA 6913	585
73		NK 73/25					335
		NK 73/35					475

(1)除了標準的型號之外,SYI亦接受訂製特殊的尺寸規格,特殊型號標示為NK dr x D x B例如NK15x23x12.
Other than the series shown above, custom-made orders are available according to the series number NK dr x D x B.

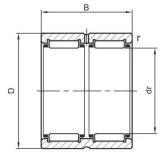
(2)當使用油脂潤滑時,極限回轉速為表列數值的60%.
With grease lubrication, 60% of the values given in the tables are permissible.



NK, NKS
(dr≤10mm)



NK (dr≥12)
NKS, RNA 49, RNA 59
RNA 69 (dr≤35)
single row



RNA 69
(dr≥40mm)
double row

尺寸 Dimensions mm				基本額定負荷 Basic load ratings		極限回轉速 Limited Speed
dr	D	B	r min.	動 Dynamic C kgf	靜 Static Co kgf	機油潤滑 Oil rpm (2)
68	82	25	0.6	5530	12100	6000
68	82	35	0.6	7650	18400	6000
68	85	25	1	6120	10700	6000
68	85	34	1	8420	16200	6000
68	85	45	1	10100	20900	6000
70	85	25	0.6	6110	12500	5500
70	85	35	0.6	8460	18900	5500
70	90	28	1.1	7290	13100	5500
72	90	25	1	6750	11700	5500
72	90	34	1	9280	17700	5500
72	90	45	1	10800	21900	5500
73	90	25	1	6150	13200	5500
73	90	35	1	8510	20100	5500

(3)外徑尺寸 > 100mm以上者, 需經濟批量訂購生產。
The out dimensions > 100mm are produced by order.

(4)NKS 系列產品, 需經濟批量訂購生產
NKS series are produced by order.

車削型

Needle Roller Bearings

標準式_無內輪
With ribs-without inner ring

NK
NKS
RNA 49
RNA 59
RNA 69



NK (dr≤10)



NK (dr≥12)
NKS, RNA 49, RNA 59
RNA 69 (dr≤35)

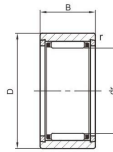


RNA 69 (dr≥40)

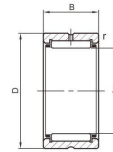
軸徑 Shaft dia.	軸承型號 Series					單位重 Weight
	NK	NKS	RNA 49	RNA 59	RNA 69	
mm						g
75	NK 75/25					345
	NK 75/35					485
		NKS 75				402
80	NK 80/25					315
	NK 80/35					445
		NKS 80				413
			RNA 4914			495
				RNA 5914		706
					RNA 6914	910
85	NK 85/25					435
			RNA 4915			525
	NK 85/35					610
				RNA 5915		745
					RNA 6915	960

(1)除了標準的型號之外,SYI亦接受訂製特殊的尺寸規格,特殊型號標示為NK dr x D x B例如NK15x23x12.
Other than the series shown above, custom-made orders are available according to the series number NK dr x D x B.

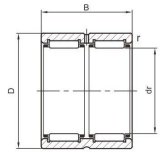
(2)當使用油脂潤滑時,極限回轉速為表列數值的60%.
With grease lubrication, 60% of the values given in the tables are permissible.



NK, NKS
(dr≤10mm)



NK (dr≥12)
NKS, RNA 49, RNA 59
RNA 69 (dr≤35)
single row



RNA 69
(dr≥40mm)
double row

尺寸 Dimensions mm				基本額定負荷 Basic load ratings		極限回轉速 Limited Speed
dr	D	B	r min.	動 Dynamic C kgf	靜 Static Co kgf	機油潤滑 Oil rpm (2)
75	92	25	1	6270	13600	5500
75	92	35	1	8680	20700	5500
75	95	28	1.1	7710	14200	5500
80	95	25	1	6530	14400	5000
80	95	35	1	9030	21900	5000
80	100	28	1.1	7880	15300	5000
80	100	30	1	9120	18400	5000
80	100	40	1	12110	24200	5000
80	100	54	1	14400	30700	5000
85	105	25	1	7770	15100	4500
85	105	30	1	10200	19800	4500
85	105	35	1	10700	22900	4500
85	105	40	1	11600	24900	4500
85	105	54	1	15200	33000	4500

(3)外徑尺寸 > 100mm以上者, 需經濟批量訂購生產。
The out dimensions > 100mm are produced by order.

(4)NKS 系列產品, 需經濟批量訂購生產
NKS series are produced by order.

車削型

Needle Roller Bearings

標準式_無內輪
With ribs-without inner ring

NK
NKS
RNA 49
RNA 59
RNA 69



NK(dr≤10)



NK (dr≥12)
NKS, RNA 49, RNA 59
RNA 69 (dr≤35)



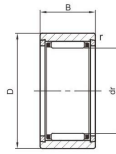
RNA 69 (dr≥40)

軸徑 Shaft dia.	軸承型號 Series					單位重 Weight
	NK	NKS	RNA 49	RNA 59	RNA 69	
mm						g
90	NK 90/25					456
			RNA 4916			550
	NK 90/35					640
				RNA 5916		787
					RNA 6916	1010
95	NK 95/26					495
	NK 95/36					690
100	NK 100/26					525
			RNA 4917			705
	NK 100/36					725
					RNA 6917	1300
105	NK 105/26					545
			RNA 4918			740
	NK 105/36					760
					RNA 6918	1360

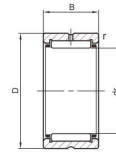
(1)除了標準的型號之外,SYI亦接受訂製特殊的尺寸規格,特殊型號標示為NK dr x D x B例如NK15x23x12.
Other than the series shown above, custom-made orders are available according to the series number NK dr x D x B.

(2)當使用油脂潤滑時,極限回轉速為表列數值的60%.

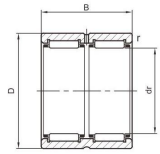
With grease lubrication, 60% of the values given in the tables are permissible.



NK, NKS
(dr≤10mm)



NK (dr≥12)
NKS, RNA 49, RNA 59
RNA 69 (dr≤35)
single row



RNA 69
(dr≥40mm)
double row

尺寸 Dimensions mm				基本額定負荷 Basic load ratings		極限回轉速 Limited Speed
dr	D	B	r min.	動 Dynamic C kgf	靜 Static Co kgf	機油潤滑 Oil rpm (2)
90	110	25	1	8140	16100	4400
90	110	30	1	10100	20500	4400
90	110	35	1	9740	20300	4400
90	110	40	1	11700	25700	4400
90	110	54	1	15100	34300	4400
95	115	26	1	8200	17100	4200
95	115	36	1	11300	26000	4200
100	120	26	1	8550	18100	4000
100	120	35	1.1	9070	18000	4000
100	120	36	1	11800	27600	4000
100	120	63	1.1	18000	43400	4000
105	125	26	1	8890	19200	3800
105	125	35	1.1	12600	29000	3800
105	125	36	1	12300	29100	3800
105	125	63	1.1	18100	46100	3800

(3)外徑尺寸 > 100mm以上者, 需經濟批單訂購生產.

The out dimensions > 100mm are produced by order.

(4)NKS 系列產品, 需經濟批單訂購生產

NKS series are produced by order.

車削型

Needle Roller Bearings

標準式_無內輪
With ribs-without inner ring

NK
NKS
RNA 49
RNA 59
RNA 69



NK (dr≤10)



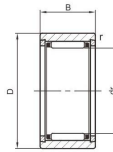
NK (dr≥12)
NKS, RNA 49, RNA 59
RNA 69 (dr≤35)



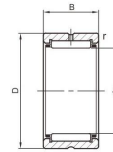
RNA 69 (dr≥240)

軸徑 Shaft dia.	軸承型號 Series					單位重 Weight	
	mm	NK	NKS	RNA 49	RNA 59		RNA 69
110		NK 110/30					660
				RNA 4919			770
		NK 110/40					880
						RNA 6919	1420

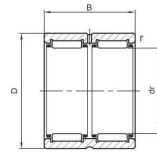
(1)除了標準的型號之外,SYI亦接受訂製特殊的尺寸規格,特殊型號標示為NK dr x D x B例如NK15x23x12.
Other than the series shown above, custom-made orders are available according to the series number NK dr x D x B.
(2)當使用油脂潤滑時,極限回轉速為表列數值的60%.
With grease lubrication, 60% of the values given in the tables are permissible.



NK, NKS
(dr≤10mm)



NK (dr≥12)
NKS, RNA 49, RNA 59
RNA 69 (dr≤35)
single row



RNA 69
(dr≥40mm)
double row

尺寸 Dimensions mm				基本額定負荷 Basic load ratings		極限回轉速 Limited Speed
dr	D	B	r min.	動 Dynamic C kgf	靜 Static Co kgf	機油潤滑 Oil rpm (2)
110	130	30	1.1	9780	21800	3600
110	130	35	1.1	13100	30700	3600
110	130	40	1.1	12500	29900	3600
110	130	63	1.1	18900	48800	3600

(3)外徑尺寸 > 100mm以上者, 需經濟批量訂購生產。
The out dimensions > 100mm are produced by order.
(4)NKS 系列產品, 需經濟批量訂購生產
NKS series are produced by order.

車削型

Needle Roller Bearings

標準式_有內輪
With ribs-with inner ring

NKI
NKIS
NA 49
NA 59
NA 69



NKI, NKIS, NA49
NA 59, NA 69(F335)



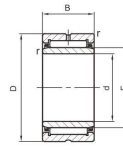
NA 69 (F240)

軸徑 Shaft dia.	軸承型號 Series					單位重 Weight	
	mm	NKI	NKIS	NA 49	NA 59		NA 69
9		NKI 9/12					16.7
		NKI 9/16					22.5
10				NA 4900			24
		NKI 10/16					30
		NKI 10/20					38
12				NA 4901			26.5
		NKI 12/16					33.5
		NKI 12/20					42.5
						NA 6901	44.5
15		NKI 15/16					39.5
		NKI 15/20					50
				NA 4902			35
					NA 5902		52
						NA 6902	61

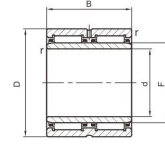
(1)除了標準的型號之外,SYI亦接受訂製特殊的尺寸規格,特殊型號標示為NKI dr x D x B例如NKI 15x33x12.
Other than the series shown above, custome-made orders are available according to the series number NKI dr x D x B.

(2)當使用油脂潤滑時,極限回轉速為表列數值的60%。

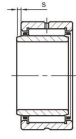
With grease lubrication, 60% of the values given in the tables are permissible.



NKI, NKIS, NA49
NA 59, NA 69(F335)
single row



NA 69 (F240)
double row



尺寸 Dimensions mm						基本額定負荷 Basic load ratings		極限回轉速 Limited Speed
d	F	D	B	r min.	S	動 Dynamic C kgf	靜 Static Co kgf	機油潤滑 Oil rpm (2)
9	12	19	12	0.3	1.5	640	690	26000
9	12	19	16	0.3	2	880	1040	26000
10	14	22	13	0.3	0.5	960	1050	24000
10	14	22	16	0.3	0.5	1130	1290	24000
10	14	22	20	0.3	0.5	1430	1750	24000
12	16	24	13	0.3	0.5	1000	1160	23000
12	16	24	16	0.3	0.5	1250	1540	23000
12	16	24	20	0.3	0.5	1580	2080	23000
12	16	24	22	0.3	0.5	1740	2370	23000
15	19	27	16	0.3	0.5	1420	1910	21000
15	19	27	20	0.3	0.5	1790	2580	21000
15	20	28	13	0.3	0.5	1130	1440	20000
15	20	28	18	0.3	1	1620	2290	20000
15	20	28	23	0.3	1	1970	2950	20000

(3)外徑尺寸 > 100mm以上者, 需經濟批量訂購生產。

The out dimensions > 100mm are produced by order.

(4)NKIS 系列產品, 需經濟批量訂購生產

NKIS series are produced by order.

車削型

Needle Roller Bearings

標準式_有內輪
With ribs-with inner ring

NKI
NKIS
NA 49
NA 59
NA 69



NKI, NKIS, NA49
NA 59, NA 69(F335)



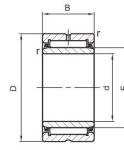
NA 69 (F240)

軸徑 Shaft dia.	軸承型號 Series					單位重 Weight
	NKI	NKIS	NA 49	NA 59	NA 69	
mm						g
17	NKI 17/16					43.5
	NKI 17/20					54
			NA 4903			39
				NA 5903		56
					NA 6903	67
		NKIS 17				98
20	NKI 20/16					48.5
	NKI 20/20					61
			NA 4904			78.5
				NA 5904		115
					NA 6904	136
		NKIS 20				129

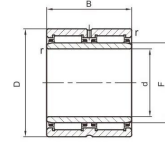
(1)除了標準的型號之外,SYI亦接受訂製特殊的尺寸規格,特殊型號標示為NKI dr x D x B例如NKI 15x33x12.
Other than the series shown above, custome-made orders are available according to the series number NKI dr x D x B.

(2)當使用油脂潤滑時,極限回轉速為表列數值的60%.

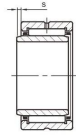
With grease lubrication, 60% of the values given in the tables are permissible.



NKI, NKIS, NA49
NA 59, NA 69(F335)
single row



NA 69 (F240)
double row



尺寸 Dimensions mm						基本額定負荷 Basic load ratings		極限回轉速 Limited Speed
d	F	D	B	r	S	動 Dynamic C kgf	靜 Static Co kgf	機油潤滑 Oil rpm (2)
17	21	29	16	0.3	0.5	1460	2040	19000
17	21	29	20	0.3	0.5	1840	2760	19000
17	22	30	13	0.3	0.5	1220	1630	18000
17	22	30	18	0.3	1	1640	2400	18000
17	22	30	23	0.3	1	2120	3340	18000
17	24	37	20	0.6	1	2640	3300	17000
20	24	32	16	0.3	0.5	1550	2300	17000
20	24	32	20	0.3	0.5	1960	3110	17000
20	25	37	17	0.3	0.8	2210	2670	16000
20	25	37	23	0.3	1	3050	4050	16000
20	25	37	30	0.3	1	3820	5400	16000
20	28	42	20	0.6	0.5	2970	3730	14000

(3)外徑尺寸 > 100mm以上者,需經濟批量訂購生產.

The out dimensions > 100mm are produced by order.

(4)NKIS 系列產品,需經濟批量訂購生產
NKIS series are produced by order.

車削型

Needle Roller Bearings

標準式_有內輪
With ribs-with inner ring

NKI
NKIS
NA 49
NA 59
NA 69



NKI, NKIS, NA49
NA 59, NA 69(F335)



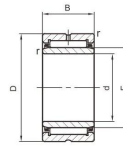
NA 69 (F240)

軸徑 Shaft dia.	軸承型號 Series					單位重 Weight
	NKI	NKIS	NA 49	NA 59	NA 69	
mm						g
22	NKI 22/16					52
	NKI 22/20					67.5
			NA 49/22			87
				NA 59/22		134
					NA 69/22	152
25	NKI 25/20					82
	NKI 25/30					123
			NA 4905			92.5
				NA 5905		139
					NA 6905	160
		NKIS 25				162

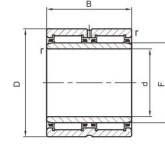
(1)除了標準的型號之外,SYI亦接受訂製特殊的尺寸規格,特殊型號標示為NKI dr x D x B例如NKI 15x33x12.
Other than the series shown above, custom-made orders are available according to the series number NKI dr x D x B.

(2)當使用油脂潤滑時,極限回轉速為表列數值的60%。

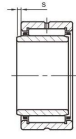
With grease lubrication, 60% of the values given in the tables are permissible.



NKI, NKIS, NA49
NA 59, NA 69(F335)
single row



NA 69 (F240)
double row



尺寸 Dimensions mm						基本額定負荷 Basic load ratings		極限回轉速 Limited Speed
d	F	D	B	r	S	動 Dynamic C kgf	靜 Static Co kgf	機油潤滑 Oil rpm (2)
22	26	34	16	0.3	0.5	1630	2550	15000
22	26	34	20	0.3	0.5	2070	3450	15000
22	28	39	17	0.3	0.8	2270	3090	15000
22	28	39	23	0.3	1	2960	4380	14000
22	28	39	30	0.3	1	3380	5180	14000
25	29	38	20	0.3	1	2150	3790	14000
25	29	38	30	0.3	1.5	3080	6030	14000
25	30	42	17	0.3	0.8	2510	3310	13000
25	30	42	23	0.3	1	3300	4700	13000
25	30	42	30	0.3	1	3740	5550	13000
25	32	47	22	0.6	1	3680	4750	13000

(3)外徑尺寸 > 100mm以上者,需經濟批量訂購生產。

The out dimensions > 100mm are produced by order.

(4)NKIS 系列產品,需經濟批量訂購生產

NKIS series are produced by order.

車削型

Needle Roller Bearings

標準式_有內輪
With ribs-with inner ring

NKI
NKIS
NA 49
NA 59
NA 69



NKI, NKIS, NA49
NA 59, NA 69(F335)

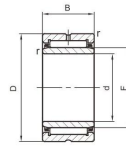


NA 69 (F240)

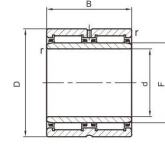
軸徑 Shaft dia.	軸承型號 Series					單位重 Weight
	NKI	NKIS	NA 49	NA 59	NA 69	
mm						g
28	NKI 28/20					96.5
	NKI 28/30					145
			NA 49/28			101
				NA 59/28		142
					NA 69/28	176
30	NKI 30/20					112
	NKI 30/30					171
			NA 4906			106
				NA 5906		152
					NA 6906	184
		NKIS 30				184

(1)除了標準的型號之外,SYI亦接受訂製特殊的尺寸規格,特殊型號標示為NKI dr x D x B例如NKI 15x33x12.
Other than the series shown above, custom-made orders are available according to the series number NKI dr x D x B.

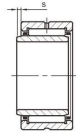
(2)當使用油脂潤滑時,極限回轉速為表列數值的60%.
With grease lubrication, 60% of the values given in the tables are permissible.



NKI, NKIS, NA49
NA 59, NA 69(F335)
single row



NA 69 (F240)
double row



尺寸 Dimensions mm						基本額定負荷 Basic load ratings		極限回轉速 Limited Speed
d	F	D	B	r	S	動 Dynamic C kgf	靜 Static Co kgf	機油潤滑 Oil rpm (2)
28	32	42	20	0.3	1	2510	4150	13000
28	32	42	30	0.3	1.5	3600	6580	13000
28	32	45	17	0.3	0.8	2610	3530	13000
28	32	45	23	0.3	1	3420	5010	13000
28	32	45	30	0.3	1	3910	5920	13000
30	35	45	20	0.3	0.5	2540	4370	11000
30	35	45	30	0.3	1	3630	6930	11000
30	35	47	17	0.3	0.8	2680	3770	11000
30	35	47	23	0.3	1	3520	5340	11000
30	35	47	30	0.3	1	4370	7060	11000
30	37	52	22	0.6	1	4140	5800	11000

(3)外徑尺寸 > 100mm以上者,需經濟批量訂購生產。
The out dimensions > 100mm are produced by order.

(4)NKIS 系列產品,需經濟批量訂購生產。
NKIS series are produced by order.

車削型

Needle Roller Bearings

標準式_有內輪
With ribs-with inner ring

NKI
NKIS
NA 49
NA 59
NA 69



NKI, NKIS, NA49
NA 59, NA 69(F335)



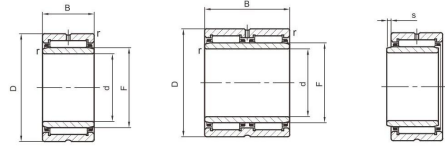
NA 69 (F240)

軸徑 Shaft dia.	軸承型號 Series					單位重 Weight	
	mm	NKI	NKIS	NA 49	NA 59		NA 69
32		NKI 32/20					121
		NKI 32/30					180
				NA 49/32			165
					NA 59/32		241
						NA 69/32	295
35		NKI 35/20					129
		NKI 35/30					192
				NA 4907			178
					NA 5907		256
						NA 6907	320
		NKIS 35				220	
38		NKI 38/20					136
		NKI 38/30					205

(1)除了標準的型號之外,SYI亦接受訂製特殊的尺寸規格,特殊型號標示為NKI dr x D x B例如NKI 15x33x12.
Other than the series shown above, custom-made orders are available according to the series number NKI dr x D x B.

(2)當使用油脂潤滑時,極限回轉速為表列數值的60%.

With grease lubrication, 60% of the values given in the tables are permissible.



NKI, NKIS, NA49
NA 59, NA 69(F335)
single row

NA 69 (F240)
double row

尺寸 Dimensions mm						基本額定負荷 Basic load ratings		極限回轉速 Limited Speed
d	F	D	B	r	S	動 Dynamic C kgf	靜 Static Co kgf	機油潤滑 Oil rpm (2)
32	37	47	20	0.3	0.5	2620	4580	11000
32	37	47	30	0.3	1	3750	7270	11000
32	40	52	20	0.6	0.8	3130	4780	10000
32	40	52	27	0.6	1	4040	6620	10000
32	40	52	36	0.6	0.5	5370	9550	10000
35	40	50	20	0.3	0.5	2700	4980	10000
35	40	50	30	0.3	1	3870	7920	10000
35	42	55	20	0.6	0.8	3180	5020	9500
35	42	55	27	0.6	0.8	4580	7550	9500
35	42	55	36	0.6	0.5	5270	9600	9500
35	43	58	22	0.6	0.5	4200	6150	9500
38	43	53	20	0.3	0.5	2780	5200	9500
38	43	53	30	0.3	1	4090	8570	9500

(3)外徑尺寸 > 100mm以上者,需經濟批量訂購生產.

The out dimensions > 100mm are produced by order.

(4)NKIS 系列產品,需經濟批量訂購生產
NKIS series are produced by order.

車削型

Needle Roller Bearings

標準式_有內輪
With ribs-with inner ring

NKI
NKIS
NA 49
NA 59
NA 69



NKI, NKIS, NA49
NA 59, NA 69(F335)

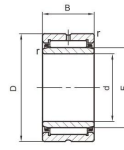


NA 69 (F240)

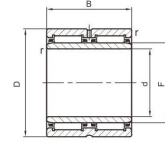
軸徑 Shaft dia.	軸承型號 Series					單位重 Weight g
	NKI	NKIS	NA 49	NA 59	NA 69	
mm						
40	NKI 40/20					143
	NKI 40/30					215
			NA 4908			245
				NA 5908		348
					NA 6908	440
		NKIS 40				281
42	NKI 42/20					149
	NKI 42/30					225
45	NKI 45/25					230
	NKI 45/35					320
			NA 4909			285
				NA 5909		396
					NA 6909	520
		NKIS 45				336

(1)除了標準的型號之外,SYI亦接受訂製特殊的尺寸規格,特殊型號標示為NKI dr x D x B例如NKI 15x33x12.
Other than the series shown above, custome-made orders are available according to the series number NKI dr x D x B.

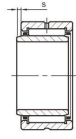
(2)當使用油脂潤滑時,極限回轉速為表列數值的60%。
With grease lubrication, 60% of the values given in the tables are permissible.



NKI, NKIS, NA49
NA 59, NA 69(F335)
single row



NA 69 (F240)
double row



尺寸 Dimensions mm						基本額定負荷 Basic load ratings		極限回轉速 Limited Speed
d	F	D	B	r	S	動 Dynamic C kgf	靜 Static Co kgf	機油潤滑 Oil rpm (2)
40	45	55	20	0.3	0.5	3150	6180	9000
40	45	55	30	0.3	1	4200	8900	9000
40	48	62	22	0.6	1	4150	6780	8500
40	48	62	30	0.6	0.5	5800	10340	8500
40	48	62	40	0.6	0.5	6320	11600	8500
40	50	65	22	1	0.5	4590	7180	8000
42	47	57	20	0.3	0.5	3230	6390	8500
42	47	57	30	0.3	1	4630	10200	8500
45	50	62	25	0.6	1.5	4140	8200	8000
45	50	62	35	0.6	2	5700	12400	8000
45	52	68	22	0.6	1	4170	7110	7500
45	52	68	30	0.6	1	6080	11280	7500
45	52	68	40	0.6	0.5	6790	13300	7500
45	55	72	22	1	0.5	5160	8050	7500

(3)外徑尺寸 > 100mm以上者,需經濟批量訂購生產。
The out dimensions > 100mm are produced by order.

(4)NKIS 系列產品,需經濟批量訂購生產
NKIS series are produced by order.

車削型

Needle Roller Bearings

標準式_有內輪
With ribs-with inner ring

NKI
NKIS
NA 49
NA 59
NA 69



NKI, NKIS, NA49
NA 59, NA 69(F335)



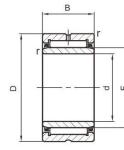
NA 69 (F240)

軸徑 Shaft dia.	軸承型號 Series					單位重 Weight
	NKI	NKIS	NA 49	NA 59	NA 69	
mm						g
50	NKI 50/25					270
	NKI 50/35					365
			NA 4910			295
				NA 5910		498
					NA 6910	530
		NKIS 50				518
55	NKI 55/25					275
	NKI 55/35					385
			NA 4911			410
				NA 5911		559
					NA 6911	730
		NKIS 55				558

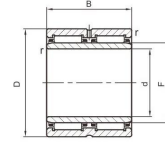
(1)除了標準的型號之外,SYI亦接受訂製特殊的尺寸規格,特殊型號標示為NKI dr x D x B例如NKI 15x33x12.
Other than the series shown above, custom-made orders are available according to the series number NKI dr x D x B.

(2)當使用油脂潤滑時,極限回轉速為表列數值的60%。

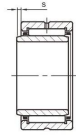
With grease lubrication, 60% of the values given in the tables are permissible.



NKI, NKIS, NA49
NA 59, NA 69(F335)
single row



NA 69 (F240)
double row



尺寸 Dimensions mm						基本額定負荷 Basic load ratings		極限回轉速 Limited Speed
d	F	D	B	r	S	動 Dynamic C kgf	靜 Static Co kgf	機油潤滑 Oil rpm (2)
50	55	68	25	0.6	0.5	4200	8840	7500
50	55	68	35	0.6	2	5770	13300	7500
50	58	72	22	0.6	1	4590	8130	7000
50	58	72	30	0.6	1	6340	12200	7000
50	58	72	40	0.6	0.5	7520	15200	7000
50	60	80	28	1.1	2	6950	11400	6500
55	60	72	25	0.6	1.5	4790	10600	6500
55	60	72	35	0.6	2	6590	16000	6500
55	63	80	25	1	1.5	6010	10200	6500
55	63	80	34	1	1.5	8290	15500	6500
55	63	80	45	1	1.5	9890	19400	6500
55	65	85	28	1.1	2	7040	12000	6000

(3)外徑尺寸 > 100mm以上者, 需經濟批量訂購生產。

The out dimensions > 100mm are produced by order.

(4)NKIS 系列產品, 需經濟批量訂購生產
NKIS series are produced by order.

車削型

Needle Roller Bearings

標準式_有內輪
With ribs-with inner ring

NKI
NKIS
NA 49
NA 59
NA 69



NKI, NKIS, NA49
NA 59, NA 69(F335)

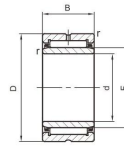


NA 69 (F240)

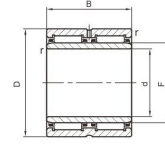
軸徑 Shaft dia.	軸承型號 Series					單位重 Weight	
	mm	NKI	NKIS	NA 49	NA 59		NA 69
60		NKI 60/25					395
		NKI 60/35					560
				NA 4912			440
					NA 5912		614
						NA 6912	785
			NKIS 60				560
65				NA 4913			470
					NA 5913		655
						NA 6913	840
			NKI 65/25				470
			NKI 65/35				710
			NKIS 65				641

(1)除了標準的型號之外,SYI亦接受訂製特殊的尺寸規格,特殊型號標示為NKI dr x D x B例如NKI 15x33x12.
Other than the series shown above, custome-made orders are available according to the series number NKI dr x D x B.

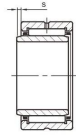
(2)當使用油脂潤滑時,極限回轉速為表列數值的60%.
With grease lubrication, 60% of the values given in the tables are permissible.



NKI, NKIS, NA49
NA 59, NA 69(F335)
single row



NA 69 (F240)
double row



尺寸 Dimensions mm						基本額定負荷 Basic load ratings		極限回轉速 Limited Speed
d	F	D	B	r min.	S	動 Dynamic C kgf	靜 Static Co kgf	機油潤滑 Oil rpm (2)
60	68	82	25	0.6	1	5530	12100	6000
60	68	82	35	0.6	1	7650	18400	6000
60	68	85	25	1	1.5	6120	10700	6000
60	68	85	34	1	1.5	8420	16200	6000
60	68	85	45	1	1.5	10100	20900	6000
60	70	90	28	1.1	2	6750	12400	5500
65	72	90	25	1	1.5	6750	11700	5500
65	72	90	34	1	1.5	9280	17700	5500
65	72	90	45	1	1.5	10800	21900	5500
65	73	90	25	1	1	6150	13200	5500
65	73	90	35	1	1	8510	20100	5500
65	75	95	28	1.1	2	7710	14200	5500

(3)外徑尺寸 > 100mm以上者, 需經濟批量訂購生產。
The out dimensions > 100mm are produced by order.

(4)NKIS 系列產品, 需經濟批量訂購生產
NKIS series are produced by order.

車削型

Needle Roller Bearings

標準式_有內輪
With ribs-with inner ring

NKI
NKIS
NA 49
NA 59
NA 69



NKI, NKIS, NA49
NA 59, NA 69(F335)



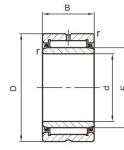
NA 69 (F240)

軸徑 Shaft dia.	軸承型號 Series					單位重 Weight	
	mm	NKI	NKIS	NA 49	NA 59		NA 69
70		NKI 70/25					540
		NKI 70/35					755
			NKIS 70				737
				NA 4914			765
					NA 5914		1010
						NA 6914	1400
75		NKI 75/25					675
				NA 4915			810
		NKI 75/35					945
						NA 6915	1480
80		NKI 80/25					710
				NA 4916			855
		NKI 80/35					995
						NA 6916	1560

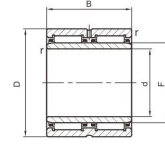
(1)除了標準的型號之外,SYI亦接受訂製特殊的尺寸規格,特殊型號標示為NKI dr x D x B例如NKI 15x33x12.
Other than the series shown above, custom-made orders are available according to the series number NKI dr x D x B.

(2)當使用油脂潤滑時,極限回轉速為表列數值的60%。

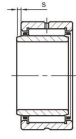
With grease lubrication, 60% of the values given in the tables are permissible.



NKI, NKIS, NA49
NA 59, NA 69(F335)
single row



NA 69 (F240)
double row



尺寸 Dimensions mm						基本額定負荷 Basic load ratings		極限回轉速 Limited Speed
d	F	D	B	r	S	動 Dynamic C kgf	靜 Static Co kgf	機油潤滑 Oil rpm (2)
70	80	95	25	1	0.8	6530	14400	5000
70	80	95	35	1	0.8	9030	21900	5000
70	80	100	28	1.1	2	7880	15300	5000
70	80	100	30	1	1.5	9120	16800	5000
70	80	100	40	1	1.5	12100	24200	5000
70	80	100	54	1	1	14400	30700	5000
75	85	105	25	1	1	7770	15100	4700
75	85	105	30	1	1.5	10200	19800	4700
75	85	105	35	1	1	10700	22900	4700
75	85	105	54	1	1	15200	33000	4700
80	90	110	25	1	1	8140	16100	4400
80	90	110	30	1	1.5	10100	20500	4400
80	90	110	35	1	1	9740	20300	4400
80	90	110	54	1	1	15100	34300	4400

(3)外徑尺寸 > 100mm以上者,需經濟批量訂購生產。

The out dimensions > 100mm are produced by order.

(4)NKIS 系列產品,需經濟批量訂購生產
NKIS series are produced by order.

車削型

Needle Roller Bearings

標準式_有內輪
With ribs-with inner ring

NKI
NKIS
NA 49
NA 59
NA 69



NKI, NKIS, NA49
NA 59, NA 69(F335)



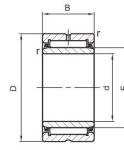
NA 69 (F240)

軸徑 Shaft dia.	軸承型號 Series					單位重 Weight	
	mm	NKI	NKIS	NA 49	NA 59		NA 69
85		NKI 85/26					775
		NKI 85/36					1080
				NA 4917			1280
						NA 6917	2340
90		NKI 90/26					820
		NKI 90/36					1140
				NA 4918			1350
						NA 6918	2460
95		NKI 95/26					860
		NKI 95/36					1190
				NA 4919			1420
						NA 6919	2580

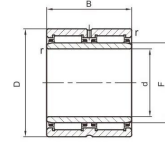
(1)除了標準的型號之外,SYI亦接受訂製特殊的尺寸規格,特殊型號標示為NKI dr x D x B例如NKI 15x33x12.
Other than the series shown above, custome-made orders are available according to the series number NKI dr x D x B.

(2)當使用油脂潤滑時,極限回轉速為表列數值的60%。

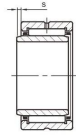
With grease lubrication, 60% of the values given in the tables are permissible.



NKI, NKIS, NA49
NA 59, NA 69(F335)
single row



NA 69 (F240)
double row



尺寸 Dimensions mm						基本額定負荷 Basic load ratings		極限回轉速 Limited Speed
d	F	D	B	r	S	動 Dynamic C kgf	靜 Static Co kgf	機油潤滑 Oil rpm (2)
85	95	115	26	1	1.5	8200	17100	4200
85	95	115	36	1	1.5	11300	26000	4200
85	100	120	35	1.1	1	9070	18000	4000
85	100	120	63	1.1	1	18000	43400	4000
90	100	120	26	1	1.5	8550	18100	4000
90	100	120	36	1	1.5	11800	27600	4000
90	105	125	35	1.1	1	12600	29000	3800
90	105	125	63	1.1	1	18100	46100	3800
95	105	125	26	1	1.5	8890	19200	3800
95	105	125	36	1	1.5	12300	29100	3800
95	110	130	35	1.1	1	13100	30700	3600
95	110	130	63	1.1	1	18900	48800	3600

(3)外徑尺寸 > 100mm以上者,需經濟批量訂購生產。

The out dimensions > 100mm are produced by order.

(4)NKIS 系列產品,需經濟批量訂購生產

NKIS series are produced by order.

車削型

Needle Roller Bearings

密封式 無內輪
With seals - without inner ring

RNA 49...2RS
RNA 69...2RS



RNA49...2RS
RNA69...2RS
(FwE35)

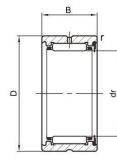


RNA69...2RS
(FwE40)

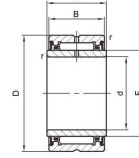
軸徑 Shaft dia.	軸承型號 Series		單位重 Weight
	mm		
	RNA 49...2RS	RNA 69...2RS	g
14	RNA 4900 2RS		16
16	RNA 4901 2RS	RNA 6901 2RS	18 30
20	RNA 4902 2RS	RNA 6902 2RS	22 38
22	RNA 4903 2RS	RNA 6903 2RS	23 40
25	RNA 4904 2RS	RNA 6904 2RS	55 96
30	RNA 4905 2RS	RNA 6905 2RS	63 110
35	RNA 4906 2RS	RNA 6906 2RS	71 130
42	RNA 4907 2RS	RNA 6907 2RS	110 200

(1)極限回轉速亦適用於機油潤滑。
Oil lubrication can be applied to increase the speed limit.

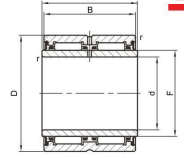
(2)RNA69...2RS廠經濟批量訂購生產
RNA69...2RS series are produced by order.



RNA49...2RS



RNA69...2RS



RNA69...2RS(F240)

尺寸 Dimensions mm				基本額定負荷 Basic load ratings		極限回轉速 Limited Speed
dr	D	B	r	動 Dynamic C kgf	靜 Static Co kgf	油脂潤滑 Grease rpm (1)
14	22	13	0.3	870	930	14000
—	—	—	—	—	—	—
16	24	13	0.3	910	1020	13000
16	24	22	0.3	1560	2040	13000
20	28	13	0.3	1030	1270	10000
20	28	23	0.3	1840	2710	10000
22	30	13	0.3	1100	1440	9000
22	30	23	0.3	1980	3060	9000
25	37	17	0.3	1920	2230	8000
25	37	30	0.3	3300	4450	8000
30	42	17	0.3	2090	2610	6500
30	42	30	0.3	3920	5860	6500
35	47	17	0.3	2250	2990	5500
35	47	30	0.3	4010	6310	5500
42	55	20	0.6	2800	4260	4800
42	55	36	0.6	5160	9260	4800

車削型

Needle Roller Bearings

密封式_無內輪
With seals-without inner ring

RNA 49...2RS
RNA 69...2RS



RNA49...2RS
RNA69...2RS
(FwE35)

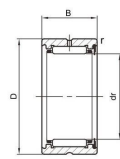


RNA69...2RS
(FwE40)

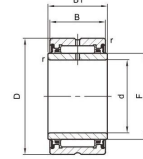
軸徑 Shaft dia.	軸承型號 Series		單位重 Weight
	mm		
	RNA 49...2RS	RNA 69...2RS	g
48	RNA 4908 2RS		150
		RNA 6908 2RS	270
52	RNA 4909 2RS		190
		RNA 6909 2RS	355
58	RNA 4910 2RS		180
		RNA 6910 2RS	320

(1)極限回轉速亦適用於機油潤滑。
Oil lubrication can be applied to increase the speed limit.

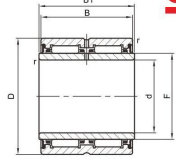
(2)RNA69...2RS需經批單訂購生產
RNA69...2RS series are produced by order.



RNA49...2RS



RNA69...2RS



RNA69...2RS(F240)

尺寸 Dimensions mm				基本額定負荷 Basic load ratings		極限回轉速 Limited Speed
dr	D	B	r min.	動 Dynamic C kgf	靜 Static Co kgf	油脂潤滑 Grease rpm (1)
48	62	22	0.6	3720	5900	4200
48	62	40	0.6	6370	11670	4200
52	68	22	0.6	3740	6180	3800
52	68	40	0.6	6670	12650	3800
58	72	22	0.6	4070	6980	3400
58	72	40	0.6	7080	14220	3400

車削型

Needle Roller Bearings

密封式 有內輪
With seals-with inner ring

NA 49...2RS
NA 69...2RS



NA49...2RS
NA69...2RS
(Fw£35)



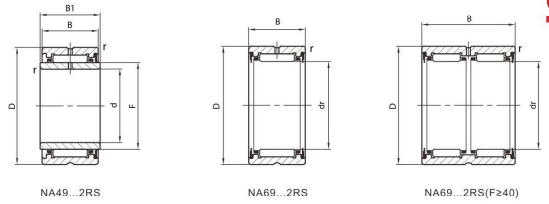
NA69...2RS
(Fw£40)

軸徑 Shaft dia.	軸承型號 Series		單位重 Weight
mm	NA 49...2RS	NA69...2RS	g
10	NA 4900 2RS		25
12	NA 4901 2RS	NA 6901 2RS	28 46
15	NA 4902 2RS	NA 6902 2RS	36 63
17	NA 4903 2RS	NA 6903 2RS	40 69
20	NA 4904 2RS	NA 6904 2RS	78 140
25	NA 4905 2RS	NA 6905 2RS	93 162
30	NA 4906 2RS	NA 6906 2RS	106 185
35	NA 4907 2RS	NA 6907 2RS	179 320

* 內輪附有油孔。
* Lubrication hole is in the inner ring.

(1)極限回轉速亦適用於機油潤滑。
Oil lubrication can be applied to increase the speed limit.

(2)NA69...2RS需經濟批量訂購生產
NA69...2RS series are produced by order.



尺寸 Dimensions mm						基本額定負荷 Basic load ratings		極限回轉速 Limited Speed
d	F	D	B	B1	r min.	動 Dynamic C kgf	靜 Static Co kgf	油脂潤滑 Grease rpm (1)
10	14	22	13	14	0.3	870	930	14000
—	—	—	—	—	—	—	—	—
12	16	24	13	14	0.3	910	1020	13000
12	16	24	22	23	0.3	1560	2040	13000
15	20	28	13	14	0.3	1030	1270	10000
15	20	28	23	14	0.3	1840	2710	10000
17	22	30	13	14	0.3	1100	1440	9000
17	22	30	23	14	0.3	1980	3060	9000
20	25	37	17	18	0.3	1920	2230	8000
20	25	37	30	31	0.3	3300	4450	8000
25	30	42	17	18	0.3	2090	2610	6500
25	30	42	30	31	0.3	3920	5860	6500
30	35	47	17	18	0.3	2250	2990	5500
30	35	47	30	31	0.3	4010	6310	5500
35	42	55	20	21	0.6	2800	4260	4800
35	42	55	36	37	0.3	5160	9260	4800

車削型

Needle Roller Bearings

密封式 有內輪
With seals-with inner ring

NA 49...2RS
NA 69...2RS



NA49...2RS
NA69...2RS
(Fw£35)



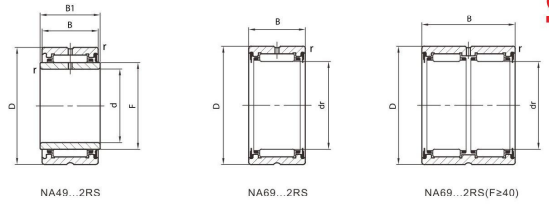
NA69...2RS
(Fw£40)

軸徑 Shaft dia.	軸承型號 Series		單位重 Weight
mm	NA 49...2RS	NA69...2RS	g
40	NA 4908 2RS		245
		NA 6908 2RS	440
45	NA 4909 2RS		290
		NA 6909 2RS	510
50	NA 4910 2RS		300
		NA 6910 2RS	530

* 內輪附有油孔。
* Lubrication hole is in the inner ring.

(1)極限回轉速亦適用於機油潤滑。
Oil lubrication can be applied to increase the speed limit.

(2)NA69...2RS需經濟批量訂購生產
NA69...2RS series are produced by order.



尺寸 Dimensions mm						基本額定負荷 Basic load ratings		極限回轉速 Limited Speed
d	F	D	B	B1	r min.	動 Dynamic C kgf	靜 Static Co kgf	油脂潤滑 Grease rpm (1)
40	48	62	22	23	0.6	3720	5900	4200
40	48	62	40	41	0.6	6330	11670	4200
45	52	68	22	23	0.6	3740	6180	3800
45	52	68	40	41	0.6	6670	12650	3800
50	58	72	22	23	0.6	4070	6980	3400
50	58	72	40	41	0.6	7080	14220	3400

車削型

Needle Roller Bearings

分離式_無內輪

Without ribs-without inner ring

RNAO

RNAO...W

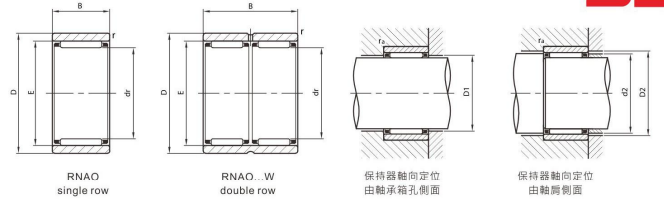


RNAO...W

軸徑 Shaft dia.	軸承型號 Series	單位重 Weight	尺寸 Dimensions mm	
			E	r
mm	RNAO drxDxB	g		
8	RNAO 8x15x10	8.2	11	0.3
10	RNAO 10x17x10	9.6	13	0.3
12	RNAO 12x22x12	19.5	18	0.3
15	RNAO 15x23x13	20	19	0.3
16	RNAO 16x24x13	21	20	0.3
	RNAO 16x24x20W	32	20	0.3
17	RNAO 16x28x12	32	22	0.3
	RNAO 17x25x13	22	21	0.3
18	RNAO 18x30x12	34.5	24	0.3
	RNAO 18x30x24W	69	24	0.3
20	RNAO 20x28x13	25	24	0.3
	RNAO 20x28x26W	50	24	0.3
	RNAO 20x32x12	38	26	0.3
22	RNAO 22x30x13	27	26	0.3
	RNAO 22x35x16	59	29	0.3

(1)當使用油脂潤滑時，極限回轉速為表列數值的60%。
With grease lubrication, 60% of the values given in the tables are permissible.

(2)外徑尺寸 > 100mm以上者，需經批單訂購生產。
The out dimensions > 100mm are produced by order.



尺寸 Dimensions mm				基本額定負荷 Basic load ratings		極限回轉速 Limited Speed
D1	d2	D2	ra max.	動 Dynamic C kgf	靜 Static Co kgf	機油潤滑 Oil rpm (1)
8.3	10.7	11.3	0.3	380	370	32000
10.3	12.7	13.3	0.3	470	530	28000
12.3	17.6	18.3	0.3	1030	1000	26000
15.4	18.6	19.3	0.3	850	1060	23000
16.4	19.6	20.3	0.3	900	1150	23000
16.4	19.6	20.3	0.3	1200	1680	23000
16.4	21.6	22.3	0.3	1170	1250	23000
17.4	20.6	21.3	0.3	900	1200	22000
18.4	23.6	24.5	0.3	1160	1280	21000
18.4	23.6	24.5	0.3	1990	2550	21000
20.4	23.6	24.3	0.3	930	1290	20000
20.4	23.6	24.3	0.3	1590	2580	20000
20.4	25.6	26.5	0.3	1280	1490	20000
22.4	25.6	26.3	0.3	990	1450	18000
22.4	28.4	29.5	0.3	2020	2500	18000

車削型

Needle Roller Bearings

分離式_無內輪
Without ribs-without inner ring

RNAO
RNAO...W

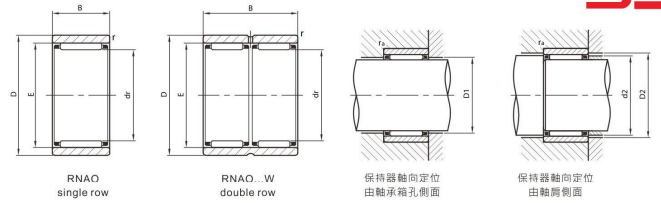


RNAO...W

軸徑 Shaft dia.	軸承型號 Series	單位重 Weight	尺寸 Dimensions mm	
			E	r
mm	RNAO drxDxB	g		
25	RNAO 25x35x17	53	29	0.3
	RNAO 25x35x26W	76	29	0.3
	RNAO 25x37x16	60	32	0.3
	RNAO 25x37x32W	114	32	0.3
30	RNAO 30x40x17	60	35	0.3
	RNAO 30x40x26W	90.5	35	0.3
	RNAO 30x42x16	59	37	0.3
	RNAO 30x42x32W	137	37	0.3
35	RNAO 35x45x17	53	40	0.3
	RNAO 35x45x26W	91	40	0.3
	RNAO 35x47x16	78	42	0.3
	RNAO 35x47x32W	156	42	0.3

(1)當使用油脂潤滑時，極限回轉速為表列數值的60%。
With grease lubrication, 60% of the values given in the tables are permissible.

(2)外徑尺寸 > 100mm以上者，需經批單訂購生產。
The out dimensions > 100mm are produced by order.



尺寸 Dimensions mm				基本額定負荷 Basic load ratings		極限回轉速 Limited Speed
D1	d2	D2	ra max.	動 Dynamic C kgf	靜 Static Co kgf	機油潤滑 Oil rpm (1)
25.6	28.4	29.5	0.3	1420	2430	16000
25.6	28.4	29.5	0.3	1850	3400	16000
25.6	31.4	32.5	0.3	2100	2710	16000
25.6	31.4	32.5	0.3	3600	5430	16000
30.6	34.4	35.5	0.3	1870	3170	13000
30.6	34.4	35.5	0.3	2430	4430	13000
30.6	36.4	37.5	0.3	2330	3290	13000
30.6	36.4	37.5	0.3	3990	6580	13000
35.6	39.4	40.5	0.3	1550	2630	11000
35.6	39.4	40.5	0.3	2660	5260	11000
35.6	41.4	42.5	0.3	2550	3840	11000
35.6	41.4	42.5	0.3	4380	7730	11000

車削型

Needle Roller Bearings

分離式_無內輪
Without ribs-without inner ring

RNAO
RNAO...W

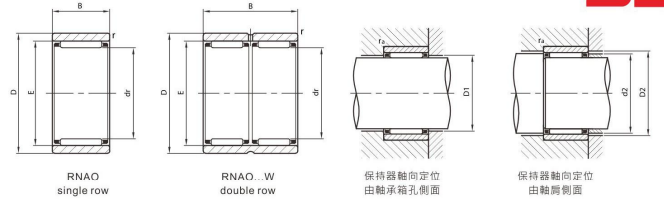


RNAO...W

軸徑 Shaft dia.	軸承型號 Series	單位重 Weight	尺寸 Dimensions mm	
			E	r
mm	RNAO drxDxB	g		
40	RNAO 40x50x17	74	45	0.3
	RNAO 40x50x34W	152	45	0.3
	RNAO 40x55x20	145	48	0.3
	RNAO 40x55x40W	275	48	0.3
45	RNAO 45x55x17	83	50	0.3
	RNAO 45x62x40W	377	53	0.3
50	RNAO 50x62x20	140	55	0.3
	RNAO 50x62x40W	275	55	0.3
	RNAO 50x65x20	168	58	0.3
	RNAO 50x65x40W	355	58	0.6
55	RNAO 55x68x20	166	60	0.6
	RNAO 55x68x40W	335	60	0.6
60	RNAO 60x78x20	255	68	1
	RNAO 60x78x40W	435	68	1
65	RNAO 65x85x30	464	73	1

(1)當使用油脂潤滑時，極限回轉速為表列數值的60%。
With grease lubrication, 60% of the values given in the tables are permissible.

(2)外徑尺寸 > 100mm以上者，需經批單訂購生產。
The out dimensions > 100mm are produced by order.



尺寸 Dimensions mm				基本額定負荷 Basic load ratings		極限回轉速 Limited Speed
D1	d2	D2	ra max.	動 Dynamic C kgf	靜 Static Co kgf	機油潤滑 Oil rpm (1)
40.6	44.4	45.5	0.3	2080	4070	10000
40.6	44.4	45.5	0.3	3570	8150	10000
40.6	46.2	47.5	0.3	3670	5850	10000
40.6	47.2	48.5	0.3	6290	11700	10000
45.6	49.2	50.5	0.3	2290	4670	9000
45.6	52.2	53.5	0.3	6790	13400	9000
50.6	54.2	55.8	0.3	2740	6270	8000
50.6	54.2	55.8	0.3	4690	12500	8000
50.6	57.2	58.5	0.3	3630	6230	8000
50.6	57.2	58.5	0.6	6220	12500	8000
55.8	59.4	60.8	0.6	2960	7000	7500
55.8	59.4	60.8	0.6	5080	14000	7500
60.8	67.2	68.8	1	4410	8510	6500
60.8	67.2	68.8	1	7550	17000	6500
66	72.2	73.8	1	5930	13200	6000

車削型

Needle Roller Bearings

分離式_無內輪
Without ribs-without inner ring

RNAO
RNAO...W

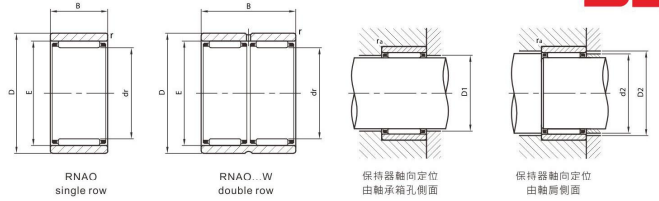


RNAO...W

軸徑 Shaft dia.	軸承型號 Series	單位重 Weight	尺寸 Dimensions mm	
			E	r
mm	RNAO drxDxB	g		
70	RNAO 70x90x30	499	78	1
80	RNAO 80x100x30	580	88	1
85	RNAO 85x105x30	590	93	1
90	RNAO 90x105x30	373	98	1
	RNAO 90x110x30	610	98	1
100	RNAO 100x120x30	694	108	1

(1)當使用油脂潤滑時·極限回轉速為表列數值的60%。
With grease lubrication, 60% of the values given in the tables are permissible.

(2)外徑尺寸 > 100mm以上者, 需經濟批量訂購生產。
The out dimensions > 100mm are produced by order.



尺寸 Dimensions mm				基本額定負荷 Basic load ratings		極限回轉速 Limited Speed
D1	d2	D2	ra max.	動 Dynamic C kgf	靜 Static Co kgf	機油潤滑 Oil rpm (1)
71	77.2	78.8	1	6210	14000	5500
81	87.2	89	1	6820	17000	5000
86	92.2	94	1	5800	13900	4700
91	97.2	99	1	6250	15400	4400
91	97.2	99	1	7070	18000	4400
101	107	109	1	7200	20100	4000

車削型

Needle Roller Bearings

分離式_有內輪

Without ribs-with inner ring

NAO

NAO...W

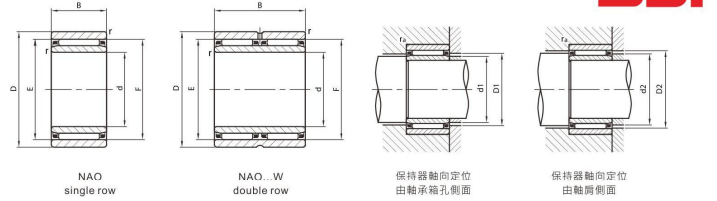


NAO...W

軸徑 Shaft dia. mm	軸承型號 Series NAO dxDxB	單位重 Weight g	尺寸 Dimensions mm		
			F	E	r
9	NAO 9x22x12	24	12	18	0.3
12	NAO 12x24x13	30	16	20	0.3
	NAO 12x24x20W	45.5	16	20	0.3
15	NAO 12x28x12	40	16	22	0.3
	NAO 15x28x13	29	20	24	0.3
17	NAO 15x32x12	50	20	26	0.3
	NAO 17x30x13	42	22	26	0.3
20	NAO 17x35x16	78	22	29	0.3
	NAO 20x35x17	76	25	29	0.3
	NAO 20x37x16	82	25	32	0.3
25	NAO 20x37x32W	158	25	32	0.3
	NAO 25x40x17	88	30	35	0.3
	NAO 25x42x16	86	30	37	0.3
	NAO 25x42x32W	190	30	37	0.3

(1)當使用油脂潤滑時，極限回轉速為表列數值的60%。
With grease lubrication, 60% of the values given in the tables are permissible.

(2)內輪的軸向偏移量，相對於外輪端面。
Permissible axial displacement of the inner ring in relation to the outer ring.



尺寸 Dimensions mm						基本額定負荷 Basic load ratings		極限回轉速 Limited Speed
S(2)	d1	D1	d2	D2	ra max.	動 Dynamic C kgf	靜 Static Co kgf	機油潤滑 Oil rpm (1)
0.5	11.7	12.3	17.6	18.3	0.3	1030	1000	26000
0.5	15.7	16.4	19.6	20.3	0.3	900	1150	23000
0.5	15.7	16.4	19.6	20.3	0.3	1200	1680	23000
0.5	15.7	16.4	21.6	22.3	0.3	1170	1250	23000
0.5	19.7	20.4	23.6	24.3	0.3	930	1290	20000
0.5	19.7	20.4	25.6	26.3	0.3	1280	1490	20000
0.5	21.5	22.4	25.6	26.3	0.3	990	1450	18000
0.5	21.5	22.4	28.4	29.5	0.3	2020	2500	18000
0.5	24.5	25.6	28.4	29.5	0.3	1420	2430	16000
0.5	24.5	25.6	31.4	32.5	0.3	2100	2710	16000
0.5	24.5	25.6	31.4	32.5	0.3	3600	5430	16000
0.8	29.5	30.6	34.4	35.5	0.3	1870	3170	13000
0.8	29.5	30.6	36.4	37.5	0.3	2330	3290	13000
0.8	29.5	30.6	36.4	37.5	0.3	3990	6580	13000

(3)外徑尺寸 > 100mm以上者，需經濟批量訂購生產。
The out dimensions > 100mm are produced by order.

車削型

Needle Roller Bearings

分離式_有內輪

Without ribs-with inner ring

NAO

NAO...W

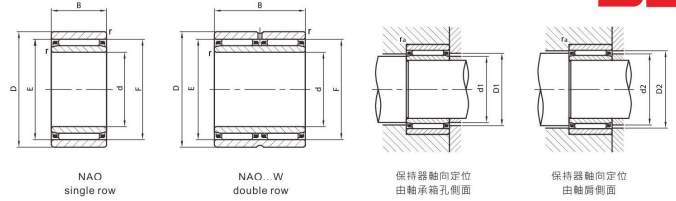


NAO...W

軸徑 Shaft dia.	軸承型號 Series	單位重 Weight	尺寸 Dimensions mm		
			F	E	r
mm	NAO dxDxB	g			
30	NAO 30x45x17	102	35	40	0.3
	NAO 30x45x26W	157	35	40	0.3
	NAO 30x47x16	109	35	42	0.3
	NAO 30x47x32W	119	35	42	0.3
35	NAO 35x50x17	113	40	45	0.3
	NAO 35x55x20	186	40	47	0.3
40	NAO 40x55x17	127	45	50	0.3
	NAO 40x62x20	175	50	58	0.3
50	NAO 50x68x20	230	55	60	0.6
	NAO 50x78x20	390	60	68	1
	NAO 50x78x40W	775	60	68	1
55	NAO 55x85x30	690	65	73	1
60	NAO 60x90x30	740	70	78	1
70	NAO 70x100x30	850	80	88	1
75	NAO 75x105x30	885	85	93	1

(1)當使用油脂潤滑時，極限回轉速為表列數值的60%。
With grease lubrication, 60% of the values given in the tables are permissible.

(2)內輪的軸向偏移量，相對於外輪端面。
Permissible axial displacement of the inner ring in relation to the outer ring.



尺寸 Dimensions mm						基本額定負荷 Basic load ratings		極限回轉速 Limited Speed
S(2)	d1	D1	d2	D2	ra max.	動 Dynamic C kgf	靜 Static Co kgf	機油潤滑 Oil rpm (1)
0.8	34.5	35.6	39.4	40.5	0.3	2050	3760	11000
0.8	34.5	35.6	39.4	40.5	0.3	2660	5260	11000
0.8	34.5	35.6	41.4	42.5	0.3	2550	3870	11000
0.8	34.5	35.6	41.4	42.5	0.3	2870	4490	11000
0.8	39.5	40.6	44.4	45.5	0.3	2080	4070	10000
0.8	39.5	40.6	46.2	47.5	0.3	3670	5850	10000
0.8	44.5	45.6	49.2	50.5	0.3	2290	4670	9000
0.8	49.5	50.6	57.2	58.5	0.3	3630	6230	8000
1	54.5	55.8	59.4	60.8	0.6	2960	7000	7500
1	59.3	60.8	67.2	68.8	1	4410	8510	6500
1	59.3	60.8	67.2	68.8	1	7550	17000	6500
1	64.3	66	72.2	73.8	1	5930	13200	6000
1	69.3	71	72.2	78.8	1	6210	14000	5500
1	79.3	81	87.2	89	1	6820	17000	5000
1	84.3	86	92.2	94	1	5800	13900	4700

(3)外徑尺寸 > 100mm以上者，需經濟批量訂購生產。
The out dimensions > 100mm are produced by order.

車削型

Needle Roller Bearings

分離式_有內輪

Without ribs-with inner ring

NAO

NAO...W

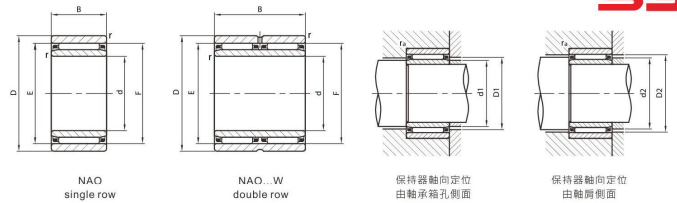


NAO...W

軸徑 Shaft dia.	軸承型號 Series	單位重 Weight	尺寸 Dimensions mm		
			F	E	r
mm	NAO dxDxB	g			
80	NAO 80x110x30	920	90	98	1
90	NAO 90x120x30	1044	100	108	1

(1)當使用油脂潤滑時，極限回轉速為表列數值的60%。
With grease lubrication, 60% of the values given in the tables are permissible.

(2)內輪的軸向偏移量，相對於外輪端面。
Permissible axial displacement of the inner ring in relation to the outer ring.



NAO
single row

NAO...W
double row

保持器軸向定位
由軸承孔側面

保持器軸向定位
由輪廓側面

尺寸 Dimensions mm						基本額定負荷 Basic load ratings		極限回轉速 Limited Speed
S(2)	d1	D1	d2	D2	ra max.	動 Dynamic C kgf	靜 Static Co kgf	機油潤滑 Oil rpm (1)
1	89.3	91	89.3	99	1	7070	18000	4400
1	99.3	101	99.3	109	1	7200	20100	4000

(3)外徑尺寸 > 100mm以上者，需經濟批量訂購生產。
The out dimensions > 100mm are produced by order.

英制 Inch Size

車削型

Needle Roller Bearings
 英制標準式_無內輪
 With ribs-without inner ring
 英制標準式_有內輪
 With ribs-with inner ring

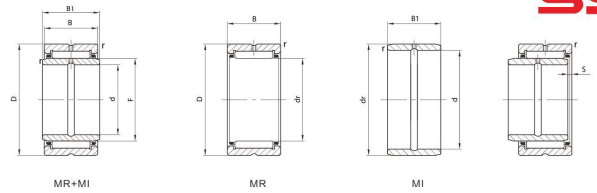


MR MR+MI MR MI

軸徑 d	軸承型號 Series	單位重 Weight	尺寸 Dimensions			
			dr.F		D	
(inch) mm	MR dr.D B + MI d F B1 1/16 inch	g	inch	mm	inch	mm
(3/8) 9.525	MR 101812 + MI 061012 MR 101816 + MI 061016	78 98	5/8	15.875	1 1/8	28.575
(1/2) 12.700	MR 122012 + MI 081212 MR 122016 + MI 081216	87 107	3/4	19.050	1 1/4	31.750
(5/8) 15.875	MR 142212 + MI 101412 MR 142216 + MI 101416	100 131	7/8	22.225	1 3/8	34.925
(3/4) 19.050	MR 162412 + MI 121612 MR 162416 + MI 121616	123 151	1	25.400	1 1/2	38.100
(7/8) 22.225	MR 182616 + MI 141816 MR 182620 + MI 141820	160 204	1 1/8	28.575	1 5/8	41.275
(1) 25.400	MR 202816 + MI 162016 MR 202820 + MI 162020	182 228	1 1/4	31.750	1 3/4	44.450
(1 1/8) 28.575	MR 223016 + MI 182216 MR 223020 + MI 182220	204 241	1 3/8	34.925	1 7/8	47.625
(1 1/4) 31.750	MR 243316 + MI 202416 MR 243320 + MI 202420	273 314	1 1/2	38.100	2 1/16	52.388

(1)相對於外輪端面·內輪的軸向偏移量。
 Permissible axial displacement of the inner ring is in the relation to the outer ring.

(2)當使用油脂潤滑時·極限回轉速為表列數值的60%。
 With grease lubrication, 60% of the values given in the tables are permissible.



尺寸 Dimensions						基本額定負荷 Basic load ratings		極限回轉速 Limited Speed
B		B1		S (1)	r	動 Dynamic C	靜 Static Co	機油潤滑 Oil rpm (2)
inch	mm	inch	mm	mm	mm	kgf	kgf	
3/4	19.05	0.76	19.30	2	0.6	1820	1850	25000
1	25.40	1.01	25.65	3	0.6	2290	2490	25000
3/4	19.05	0.76	19.30	4	1	2250	2550	21000
1	25.40	1.01	25.65	2	1	2840	3440	21000
3/4	19.05	0.76	19.30	1	1	2380	2830	18000
1	25.40	1.01	25.65	2	1	3000	3820	18000
3/4	19.05	0.76	19.30	1	1	2620	3330	16000
1	25.40	1.01	25.65	1.5	1	3300	4490	16000
1	25.40	1.01	25.65	1.5	1	3600	5170	14000
1 1/4	31.75	1.26	32.00	2	1	4440	6780	14000
1	25.40	1.01	25.65	1.5	1	3710	5540	13000
1 1/4	31.75	1.26	32.00	2	1	4580	7260	13000
1	25.40	1.01	25.65	3	1	3960	6220	11000
1 1/4	31.75	1.26	32.00	2	1	4890	8150	11000
1	25.40	1.01	25.65	0.8	1.5	4490	6970	11000
1 1/4	31.75	1.26	32.00	1	1.5	5550	9140	11000

(3)1kgf=9.807N=2.205 lbf

英制 Inch Size

車削型

Needle Roller Bearings
 英制標準式_無內輪
 With ribs-without inner ring
 英制標準式_有內輪
 With ribs-with inner ring

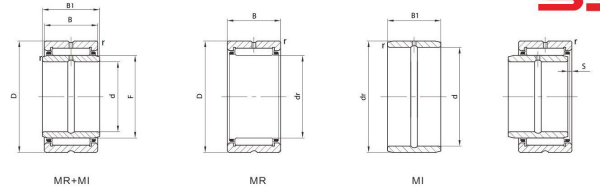


MR MR+MI MR MI

軸徑 d	軸承型號 Series	單位重 Weight	尺寸 Dimensions			
			dr.F		D	
(inch) mm	MR dr D B + MI d F B1 1/16 inch	g	inch	mm	inch	mm
(1 5/16) 33.338	MR 263516 + MI 212616	301	1 5/8	41.275	2 3/16	55.563
	MR 263520 + MI 212620	350	1 5/8	41.275	2 3/16	55.563
(1 3/8) 34.925	MR 283716 + MI 222816	334	1 3/4	44.450	2 5/16	58.738
	MR 283720 + MI 222820	395	1 3/4	44.450	2 5/16	58.738
(1 9/16) 39.688	MR 303920 + MI 253020	406	1 7/8	47.625	2 7/16	61.912
(1 5/8) 41.275	MR 324116 + MI 263216	386	2	50.800	2 9/16	65.088
	MR 324120 + MI 263220	451	2	50.800	2 9/16	65.088
(1 3/4) 44.450	MR 364824 + MI 283624	800	2 1/4	57.150	3	76.200
	MR 364828 + MI 283628	936	2 1/4	57.150	3	76.200
(2) 50.800	MR 405224 + MI 324024	896	2 1/2	63.500	3 1/4	82.550
	MR 405228 + MI 324028	1050	2 1/2	63.500	3 1/4	82.550

(1)相對於外輪端面·內輪的軸向偏移量。
 Permissible axial displacement of the inner ring is in the relation to the outer ring.

(2)當使用油脂潤滑時·極限回轉速為表列數值的60%。
 With grease lubrication, 60% of the values given in the tables are permissible.



尺寸 Dimensions						基本額定負荷 Basic load ratings		極限回轉速 Limited Speed
B		B1		S (1)	r	動 Dynamic C	靜 Static Co	機油潤滑 Oil rpm (2)
inch	mm	inch	mm	mm	mm	kgf	kgf	
1	25.40	1.01	25.65	0.8	1.5	4580	7380	10000
1 1/4	31.75	1.26	32.00	1	1.5	5660	9680	10000
1	25.40	1.01	25.65	0.8	1.5	4750	7790	9000
1 1/4	31.75	1.26	32.00	1	1.5	5860	10200	9000
1 1/4	31.75	1.26	32.00	1	1.5	5940	10700	8500
1	25.40	1.01	25.65	0.8	1.5	5120	8960	8000
1 1/4	31.75	1.26	32.00	1	1.5	6330	11700	8000
1 1/2	38.10	1.51	38.35	2.5	1.5	9250	16400	7000
1 3/4	44.45	1.76	44.70	3	1.5	10900	20400	7000
1 1/2	38.10	1.51	38.35	2.5	1.5	9660	18000	6500
1 3/4	44.45	1.76	44.70	3	2	11400	22300	6500

(3)1kgf=9.807N=2.205 lbf

支承滾輪型

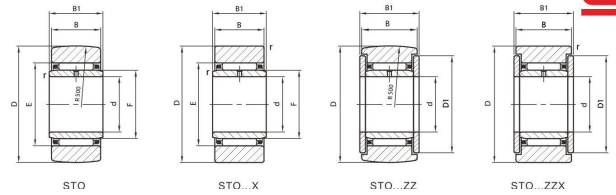
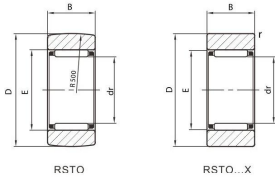
Yoke type track rollers

分離式_無內輪
Separable-without inner ring

分離式_有內輪
Separable-with inner ring

分離式_有封片
Separable-with end washers

RSTO RSTO...X
STO STO...X
STO...ZZ STO...ZZX



滾輪 外徑 D mm	軸承型號 Series	單位重 Weight g	軸承型號 Series	單位重 Weight g	尺寸 Dimensions mm		
					d	D	dr.F
19	無內輪 RSTO	g	有內輪 STO STO...ZZ	g	—	19	10
	RSTO 6		—				
24	RSTO 8	23.5	STO 8	28	8	24	12
	RSTO 8X	23.5	STO 8X	28	8	24	12
			STO 8ZZ	39	8	24	—
			STO 8ZZX	39	8	24	—
30	RSTO 10	42	STO 10	49	10	30	14
	RSTO 10X	42	STO 10X	49	10	30	14
			STO 10ZZ	65	10	30	—
			STO 10ZZX	65	10	30	—
32	RSTO 12	49	STO 12	57	12	32	16
	RSTO 12X	49	STO 12X	57	12	32	16
			STO 12ZZ	75	12	32	—
			STO 12ZZX	75	12	32	—

(1)當使用機油潤滑時，極限回轉速為表列數值的130%。
With oil lubrication, 130% of the values given in the tables are permissible.

尺寸 Dimensions mm					基本額定負荷 Basic load ratings		極限回轉速 Limited Speed
B1	B	E	r min.	D1	動 Dynamic C kgf	靜 Static Co kgf	油脂潤滑 Grease rpm (2)
					10	9.8	
10	9.8	15	0.3	—	510	650	13000
10	9.8	15	0.3	—	510	650	13000
14	13.8	—	0.3	18.5	510	650	13000
14	13.8	—	0.3	18.5	510	650	13000
12	11.8	20	0.3	—	960	980	11000
12	11.8	20	0.3	—	960	980	11000
16	15.8	—	0.3	23.5	960	980	11000
16	15.8	—	0.3	23.5	960	980	11000
12	11.8	22	0.3	—	1030	1100	9500
12	11.8	22	0.3	—	1030	1100	9500
16	15.8	—	0.3	25.5	1030	1100	9500
16	15.8	—	0.3	25.5	1030	1100	9500



支承滾輪型

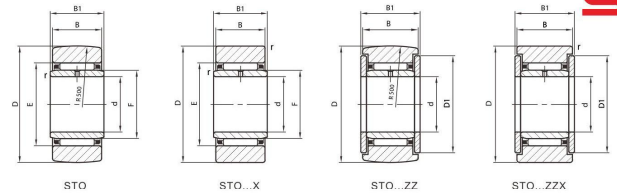
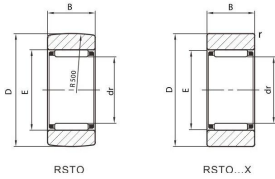
Yoke type track rollers

分離式_無內輪
Separable-without inner ring

分離式_有內輪
Separable-with inner ring

分離式_有封片
Separable-with end washers

RSTO RSTO...X
STO STO...X
STO...ZZ STO...ZZX



滾輪 外徑 D mm	軸承型號 Series	單位重 Weight g	軸承型號 Series	單位重 Weight g	尺寸 Dimensions mm					
					d	D	dr.F			
35	無內輪 RSTO	g	有內輪 STO STO...ZZ	g	d	D	dr.F			
	RSTO 15		STO 15					15	35	20
	RSTO 15X		STO 15X					15	35	20
			STO 15ZZ					15	35	—
			STO 15ZZX					15	35	—
40	RSTO 17	88	STO 17	107	17	40	22			
	RSTO 17X	88	STO 17X	107	17	40	22			
			STO 17ZZ	135	17	40	—			
			STO 17ZZX	135	17	40	—			
	47	RSTO 20	130	STO 20	152	20	47	25		
RSTO 20X		130	STO 20X	152	20	47	25			
			STO 20ZZ	195	20	47	—			
			STO 20ZZX	195	20	47	—			

(1)當使用機油潤滑時，極限回轉速為表列數值的130%。
With oil lubrication, 130% of the values given in the tables are permissible.

尺寸 Dimensions mm					基本額定負荷 Basic load ratings		極限回轉速 Limited Speed
B1	B	E	r min.	D1	動 Dynamic C kgf	靜 Static Co kgf	油脂潤滑 Grease rpm (2)
					12	11.8	
12	11.8	26	0.3	—	1290	1490	7500
16	15.8	—	0.3	29	1290	1490	7500
16	15.8	—	0.3	29	1290	1490	7500
16	15.8	29	0.3	—	2010	2500	7000
16	15.8	29	0.3	—	2010	2500	7000
20	19.8	—	0.3	32.5	2010	2500	7000
20	19.8	—	0.3	32.5	2010	2500	7000
16	15.8	32	0.3	—	2100	2710	6000
16	15.8	32	0.3	—	2100	2710	6000
20	19.8	—	0.3	38	2100	2710	6000
20	19.8	—	0.3	38	2100	2710	6000



支承滾輪型

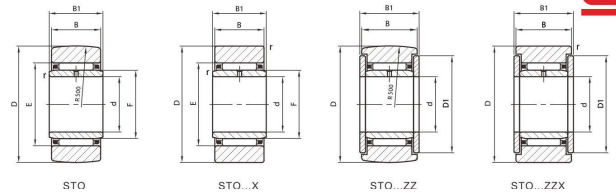
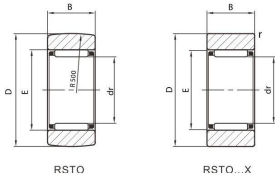
Yoke type track rollers

分離式_無內輪
Separable-without inner ring

分離式_有內輪
Separable-with inner ring

分離式_有封片
Separable-with end washers

RSTO RSTO...X
STO STO...X
STO...ZZ STO...ZZX



滾輪 外徑 D mm	軸承型號 Series	單位重 Weight g	軸承型號 Series	單位重 Weight g	尺寸 Dimensions mm		
					d	D	dr.F
52	RSTO 25	150	有內輪 STO 25	177	25	52	30
			STO 25X				
	RSTO 25X	150	STO 25ZZ				
	STO 25ZZX						
	62	RSTO 30	255	有內輪 STO 30	308	30	62
STO 30X				400			
RSTO 30X		255	STO 30ZZ				
STO 30ZZX							
72		RSTO 35	375	有內輪 STO 35	441	35	72
	STO 35X			550			
	RSTO 35X	375	STO 35ZZ				
	STO 35ZZX						

(1)當使用機油潤滑時，極限回轉速為表列數值的130%。
With oil lubrication, 130% of the values given in the tables are permissible.

尺寸 Dimensions mm					基本額定負荷 Basic load ratings		極限回轉速 Limited Speed
B1	B	E	r min.	D1	動 Dynamic C kgf	靜 Static Co kgf	油脂潤滑 Grease rpm (2)
					16	15.8	
16	15.8	37	0.3	—	2330	3290	5000
20	19.8	—	0.3	43	2330	3290	5000
20	19.8	—	0.3	43	2330	3290	5000
20	19.8	46	0.6	—	3450	5560	3900
20	19.8	46	0.6	—	3450	5560	3900
25	24.8	—	0.6	50.5	3450	5560	3900
25	24.8	—	0.6	50.5	3450	5560	3900
20	19.8	50	0.6	—	3600	5880	3600
20	19.8	50	0.6	—	3600	5880	3600
25	24.8	—	0.6	58	3600	5880	3600
25	24.8	—	0.6	58	3600	5880	3600



支承滾輪型

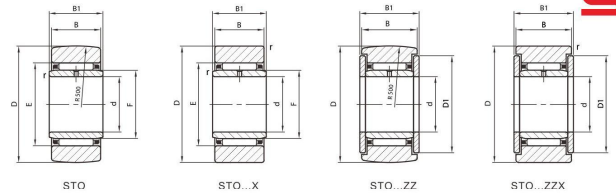
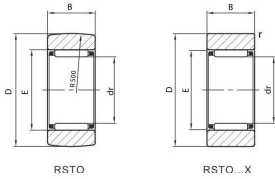
Yoke type track rollers

分離式_無內輪
Separable-without inner ring

分離式_有內輪
Separable-with inner ring

分離式_有封片
Separable-with end washers

RSTO RSTO...X
STO STO...X
STO...ZZ STO...ZZX



滾輪 外徑 D mm	軸承型號 Series	單位重 Weight g	軸承型號 Series	單位重 Weight g	尺寸 Dimensions mm		
					d	D	dr.F
80	RSTO 40	420	有內輪	530	40	80	50
			STO STO...ZZ				
	RSTO 40X	420	STO 40X	530	40	80	50
			STO 40ZZ	710	40	80	—
			STO 40ZZX	710	40	80	—
85	RSTO 45	453	STO 45	576	45	85	55
	RSTO 45X	453	STO 45X	576	45	85	55
			STO 45ZZ	760	45	85	—
			STO 45ZZX	760	45	85	—
90	RSTO 50	481	STO 50	617	50	90	60
	RSTO 50X	481	STO 50X	617	50	90	60
			STO 50ZZ	830	50	90	—
			STO 50ZZX	830	50	90	—

(1)當使用機油潤滑時，極限回轉速為表列數值的130%。
With oil lubrication, 130% of the values given in the tables are permissible.

尺寸 Dimensions mm					基本額定負荷 Basic load ratings		極限回轉速 Limited Speed
B1	B	E	r min.	D1	動 Dynamic C kgf	靜 Static Co kgf	油脂潤滑 Grease rpm (2)
20	19.8	58	0.6	—	3860	6780	3000
20	19.8	58	0.6	—	3860	6780	3000
26	25.8	—	0.6	64	3860	6780	3000
26	25.8	—	0.6	64	3860	6780	3000
20	19.8	63	1	—	4080	7640	2700
20	19.8	63	1	—	4080	7640	2700
26	25.8	—	1	69	4080	7640	2700
26	25.8	—	1	69	4080	7640	2700
20	19.8	68	1	—	4410	8510	2500
20	19.8	68	1	—	4410	8510	2500
26	25.8	—	1	76	4410	8510	2500
26	25.8	—	1	76	4410	8510	2500



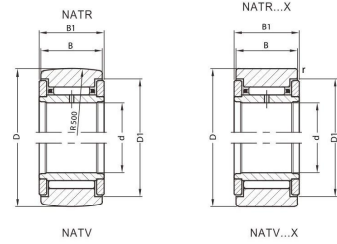
支承滾輪型

Yoke type track rollers

一體式
Non-separable

珠巢型 滿針型
cage type full complement

NATR NATV
NATR...X NATV...X



滾輪 外徑	軸承型號 Series		單位重 Weight
	無密封環 Without seals		
D mm	球面外輪 Crowned outer ring R500	圓筒外輪 Cylindrical outer ring	g
24	NATR 8	NATR 8X	41
	NATV 8	NATV 8X	42
30	NATR 10	NATR 10X	64
	NATV 10	NATV 10X	65
32	NATR 12	NATR 12X	71
	NATV 12	NATV 12X	72
35	NATR 15	NATR 15X	103
	NATV 15	NATV 15X	105
40	NATR 17	NATR 17X	144
	NATV 17	NATV 17X	152
47	NATR 20	NATR 20X	246
	NATV 20	NATV 20X	254
52	NATR 25	NATR 25X	275
	NATV 25	NATV 25X	285
62	NATR 30	NATR 30X	470
	NATV 30	NATV 30X	481

(1)當使用機油潤滑時,極限回轉速為表列數值的130%。
With oil lubrication, 130% of the values given in the tables are permissible.

(2)帶密封環油脂潤滑的極限為表列數值的60%。
With grease lubrication, 60% of the values given in the tables are permissible for sealed executions.

尺寸 Dimensions mm						基本額定負荷 Basic load ratings		極限回轉速 Limited Speed
d	D	B1	B	r min.	D1	動 Dynamic C kgf	靜 Static Co kgf	油脂潤滑 Grease rpm (1)
8	24	15	14	0.5	19	660	910	12000
8	24	15	14	0.5	19	1300	1820	8500
10	30	15	14	1	23	920	1190	10000
10	30	15	14	1	23	1390	2070	7000
12	32	15	14	1	23	970	1330	8500
12	32	15	14	1	23	1480	2330	6000
15	35	19	18	1	28	1100	1670	7500
15	35	19	18	1	28	1860	3340	5000
17	40	21	20	1.5	32	1650	2520	6500
17	40	21	20	1.5	32	2560	4480	4500
20	47	25	24	1.5	36	2220	3830	6000
20	47	25	24	1.5	36	3210	6200	3900
25	52	25	24	1.5	42	2390	4450	4800
25	52	25	24	1.5	42	3500	7320	3200
30	62	29	28	1.5	52	3740	7510	4000
30	62	29	28	1.5	52	5140	11400	2600

支承滾輪型

Yoke type track rollers

一體式
Non-separable

珠巢型 滿針型
cage type full complement

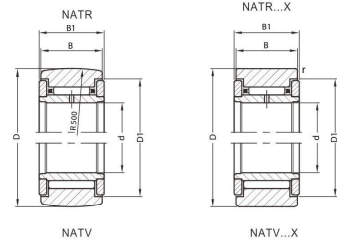
NATR NATV
NATR...X NATV...X



滾輪 外徑	軸承型號 Series		單位重 Weight
	無密封環 Without seals		
D mm	球面外輪 Crowned outer ring R500	圓筒外輪 Cylindrical outer ring	g
72	NATR 35	NATR 35X	640
	NATV 35	NATV 35X	655
80	NATR 40	NATR 40X	845
	NATV 40	NATV 40X	865
85	NATR 45	NATR 45X	915
	NATV 45	NATV 45X	935
90	NATR 50	NATR 50X	980
	NATV 50	NATV 50X	1010

(1)當使用機油潤滑時,極限回轉速為表列數值的130%。
With oil lubrication, 130% of the values given in the tables are permissible.

(2)帶密封環油脂潤滑的極限為表列數值的60%。
With grease lubrication, 60% of the values given in the tables are permissible for sealed executions.



尺寸 Dimensions mm						基本額定負荷 Basic load ratings		極限回轉速 Limited Speed
d	D	B1	B	r min.	D1	動 Dynamic C kgf	靜 Static Co kgf	油脂潤滑 Grease rpm (1)
35	72	29	28	2	60	4290	8600	3400
35	72	29	28	2	60	5990	13400	2200
40	80	32	30	2	66	4770	10200	3000
40	80	32	30	2	66	6630	15700	2000
45	85	32	30	2	72	5170	1040	2700
45	85	32	30	2	72	7560	17200	1800
50	90	32	30	2	76	5620	11700	2500
50	90	32	30	2	76	8050	18800	1700

支承滾輪型

Yoke type track rollers

一體式
Non-separable

珠巢型 滿針型
cage type full complement

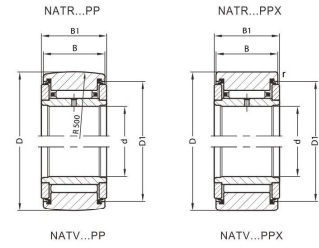
NATR...PP NATV...PP
NATR...PPX NATV...PPX



滾輪 外徑	軸承型號 Series		單位重 Weight
	球面外輪 Crowned outer ring R500	圓筒外輪 Cylindrical outer ring	
D mm			g
24	NATR 8PP	NATR 8PPX	41
	NATV 8PP	NATV 8PPX	42
30	NATR 10PP	NATR 10PPX	64
	NATV 10PP	NATV 10PPX	65
32	NATR 12PP	NATR 12PPX	71
	NATV 12PP	NATV 12PPX	72
35	NATR 15PP	NATR 15PPX	103
	NATV 15PP	NATV 15PPX	105
40	NATR 17PP	NATR 17PPX	144
	NATV 17PP	NATV 17PPX	152
47	NATR 20PP	NATR 20PPX	246
	NATV 20PP	NATV 20PPX	254
52	NATR 25PP	NATR 25PPX	275
	NATV 25PP	NATV 25PPX	285
62	NATR 30PP	NATR 30PPX	470
	NATV 30PP	NATV 30PPX	481

(1)當使用機油潤滑時,極限回轉速為表列數值的130%。
With oil lubrication, 130% of the values given in the tables are permissible.

(2)帶密封環油脂潤滑的極限為表列數值的60%。
With grease lubrication, 60% of the values given in the tables are permissible for sealed executions.



尺寸 Dimensions mm						基本額定負荷 Basic load ratings		極限回轉速 Limited Speed
d	D	B1	B	r min.	D1	動 Dynamic C kgf	靜 Static Co kgf	油脂潤滑 Grease rpm (1)
8	24	15	14	0.5	19	660	910	12000
8	24	15	14	0.5	19	1300	1820	8500
10	30	15	14	1	23	920	1190	10000
10	30	15	14	1	23	1390	2070	7000
12	32	15	14	1	23	970	1330	8500
12	32	15	14	1	23	1480	2330	6000
15	35	19	18	1	28	1100	1670	7500
15	35	19	18	1	28	1860	3340	5000
17	40	21	20	1.5	32	1650	2520	6500
17	40	21	20	1.5	32	2560	4480	4500
20	47	25	24	1.5	36	2220	3830	6000
20	47	25	24	1.5	36	3210	6200	3900
25	52	25	24	1.5	42	2390	4450	4800
25	52	25	24	1.5	42	3500	7320	3200
30	62	29	28	1.5	52	3740	7510	4000
30	62	29	28	1.5	52	5140	11400	2600

支承滾輪型

Yoke type track rollers

一體式

Non-separable

珠巢型

滿針型

cage type

full complement

NATR...PP NATV...PP

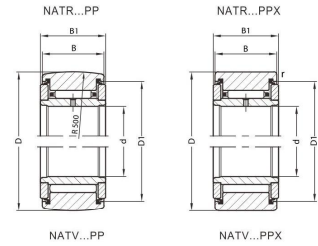
NATR...PPX NATV...PPX



滾輪 外徑	軸承型號 Series		單位重 Weight
	帶密封環 With seals		
D mm	球面外輪 Crowned outer ring R500	圓筒外輪 Cylindrical outer ring	g
72	NATR 35PP	NATR 35PPX	635
	NATV 35PP	NATV 35PPX	647
80	NATR 40PP	NATR 40PPX	805
	NATV 40PP	NATV 40PPX	890
85	NATR 45PP	NATR 45PPX	915
	NATV 45PP	NATV 45PPX	935
90	NATR 50PP	NATR 50PPX	960
	NATV 50PP	NATV 50PPX	990

(1)當使用機油潤滑時,極限回轉速為表列數值的130%。
With oil lubrication, 130% of the values given in the tables are permissible.

(2)帶密封環油脂潤滑的極限為表列數值的60%。
With grease lubrication, 60% of the values given in the tables are permissible for sealed executions.



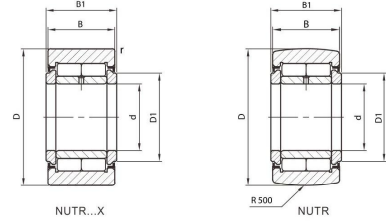
尺寸 Dimensions mm						基本額定負荷 Basic load ratings		極限回轉速 Limited Speed
d	D	B1	B	r min.	D1	動 Dynamic C kgf	靜 Static Co kgf	油脂潤滑 Grease rpm (1)
35	72	29	28	2	60	4290	8600	3400
35	72	29	28	2	60	5990	13400	2200
40	80	32	30	2	66	4770	10200	3000
40	80	32	30	2	66	6630	15700	2000
45	85	32	30	2	72	5170	1040	2700
45	85	32	30	2	72	7560	17200	1800
50	90	32	30	2	76	5620	11700	2500
50	90	32	30	2	76	8050	18800	1700

支承滾輪型

Yoke type track rollers

一體式
Non-separable
重荷型
heavy duty

NUTR
NUTR...X



滾輪 外徑	軸承型號 Series		單位重 Weight
	球面外輪 Crowned outer ring R500	圓筒外輪 Cylindrical outer ring	
D mm			g
35	NUTR 15	NUTR 15 X	99
40	NUTR 17	NUTR 17 X	147
42	NUTR 15 42	NUTR 15 42 X	158
47	NUTR 17 47	NUTR 17 47 X	220
	NUTR 20	NUTR 20 X	245
52	NUTR 20 52	NUTR 20 52 X	321
	NUTR 25	NUTR 25 X	281
62	NUTR 25 62	NUTR 25 62 X	450
	NUTR 30	NUTR 30 X	465
72	NUTR 30 72	NUTR 30 72 X	697
	NUTR 35	NUTR 35 X	630
80	NUTR 35 80	NUTR 35 80 X	836
	NUTR 40	NUTR 40 X	816
85	NUTR 45	NUTR 45 X	883
90	NUTR 40 90	NUTR 40 90 X	1129
	NUTR 50	NUTR 50 X	950

(1)當使用機油潤滑時,極限回轉速為表列數值的130%。
With oil lubrication, 130% of the values given in the tables are permissible.

(2)帶密封環油脂潤滑的極限為表列數值的60%。
With grease lubrication, 60% of the values given in the tables are permissible for sealed executions.

尺寸 Dimensions mm						基本額定負荷 Basic load ratings		極限回轉速 Limited Speed
d	D	B1	B	r min.	D1	動 Dynamic C kgf	靜 Static Co kgf	油脂潤滑 Grease rpm (1)
15	35	19	18	0.6	20	2350	2750	6500
17	40	21	20	1	22	2530	3160	5500
15	42	19	18	0.6	20	2350	2750	6500
17	47	21	20	1	22	2530	3160	5500
20	47	25	24	1	27	3980	5100	4200
20	52	25	24	1	27	3980	5100	4200
25	52	25	24	1	31	4440	6120	3400
25	62	25	24	1	31	4440	6120	3400
30	62	29	28	1	38	6020	8060	2600
30	72	29	28	1	38	6020	8060	2600
35	72	29	28	1.1	44	6630	9480	2100
35	80	29	28	1.1	44	6630	9480	2100
40	80	32	30	1.1	51	9180	13660	1600
45	85	32	30	1.1	55	9690	14990	1400
40	90	32	30	1.1	51	9180	13660	1600
50	90	32	30	1.1	60	10200	16400	1300

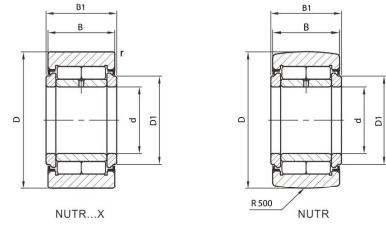
(3)外徑尺寸 > 100mm以上者,需經濟批量訂購生產。
The out dimensions > 100mm are produced by order.

支承滾輪型

Yoke type track rollers

一體式
Non-separable
重荷型
heavy duty

NUTR
NUTR...X



滾輪 外徑	軸承型號 Series		單位重 Weight
	球面外輪 Crowned outer ring R500	圓筒外輪 Cylindrical outer ring	
D mm			g
100	NUTR 45 100	NUTR 45 100 X	1396
110	NUTR 50 110	NUTR 50 110 X	1690

(1)當使用機油潤滑時,極限回轉速為表列數值的130%.
With oil lubrication, 130% of the values given in the tables are permissible.

(2)帶密封環油脂潤滑的極限為表列數值的60%.
With grease lubrication, 60% of the values given in the tables are permissible for sealed executions.

尺寸 Dimensions mm						基本額定負荷 Basic load ratings		極限回轉速 Limited Speed
d	D	B1	B	r min.	D1	動 Dynamic C kgf	靜 Static Co kgf	油脂潤滑 Grease rpm (1)
45	100	32	30	1.1	55	9690	14990	1400
50	110	32	30	1.1	60	10200	16400	1300

(3)外徑尺寸 > 100mm以上者,需經濟批量訂購生產。
The out dimensions > 100mm are produced by order.

英制 Inch Size

支承柄滾輪型

Yoke type track rollers

英制一體式

Non-separable

滿針型

full complement



YCRS



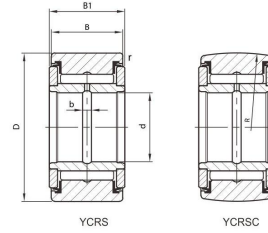
YCRSC

YCRS
YCRSC

滾輪外徑 Outerring diameter		軸承型號 Series 1/16 inch 帶密封環 With seals		單位重 Weight	尺寸 Dimensions			
D	0 -0.001 inch	0 -0.025 mm	圓筒外輪 Cylindrical outerring		球面外輪 Crowned outerring R	D(2)		d
					0 0.001 inch	0 -0.025 mm	+0.0002 -0.0004 inch	+0.005 -0.010 mm
3/4	19.050	YCRS 12	YCRSC 12	27	3/4	19.050	1/4	6.350
7/8	22.225	YCRS 14	YCRSC 14	36	7/8	22.225	1/4	6.350
1	25.400	YCRS 16	YCRSC 16	68	1	25.400	5/16	7.938
1 1/8	28.575	YCRS 18	YCRSC 18	77	1 1/8	28.575	5/16	7.938
1 1/4	31.750	YCRS 20	YCRSC 20	110	1 1/4	31.750	3/8	9.525
1 3/8	34.925	YCRS 22	YCRSC 22	136	1 3/8	34.925	3/8	9.525
1 1/2	38.100	YCRS 24	YCRSC 24	186	1 1/2	38.100	7/16	11.112
1 5/8	41.275	YCRS 26	YCRSC 26	227	1 5/8	41.275	7/16	11.112
1 3/4	44.450	YCRS 28	YCRSC 28	291	1 3/4	44.450	1/2	12.700
1 7/8	47.625	YCRS 30	YCRSC 30	364	1 7/8	47.625	1/2	12.700
2	50.800	YCRS 32	YCRSC 32	477	2	50.800	5/8	15.875

(1-1)當使用機油潤滑時，極限回轉速為表列數值的130%。
With oil lubrication, 130% of the values given in the tables are permissible.

(1-2)帶密封環油潤滑的極限為表列數值的60%。
With grease lubrication, 60% of the value given in the tables are permissible for sealed executions.



YCRS

YCRSC



尺寸 Dimensions						基本額定負荷 Basic load ratings		極限 回轉速 Limited Speed
B		B1		R	b	動 Dynamic C lbf	靜 Static Co lbf	油脂潤滑 Grease rpm(1)
+0 -0.005 inch	+0 -0.13 mm	+0.005 -0.010 inch	+0.13 -0.25 mm	inch mm	inch mm	kgf	kgf	
1/2	12.700	9/16	14.288	10 250	1/8 3.2	2090 950	3060 1390	7500
1/2	12.700	9/16	14.288	10 250	1/8 3.2	2090 950	3060 1390	7500
5/8	15.875	11/16	17.462	12 300	1/8 3.2	3130 1420	4540 2060	6000
5/8	15.875	11/16	17.462	12 300	1/8 3.2	3130 1420	4540 2060	6000
3/4	19.050	13/16	20.638	14 360	3/16 4.8	4540 2060	8110 3680	4500
3/4	19.050	13/16	20.638	14 360	3/16 4.8	4540 2060	8110 3680	4500
7/8	22.225	15/16	23.812	20 500	3/16 4.8	6040 2740	10000 4540	4000
7/8	22.225	15/16	23.812	20 500	3/16 4.8	6040 2740	10000 4540	4000
1	25.400	1 1/16	26.988	20 500	3/16 4.8	8970 4070	14000 6350	3400
1	25.400	1 1/16	26.988	20 500	3/16 4.8	8970 4070	14000 6350	3400
1 1/4	31.750	1 5/16	33.338	24 600	1/4 6.4	11400 5170	20100 9120	2600

(2)球面外輪的外徑公差為0/-0.002inch (0/-0.050mm)。

(3)內徑公差為 +0.0001/-0.0005inch (+0.0025/-0.0127mm)

英制 Inch Size

支承柄滾輪型

Yoke type track rollers

英制一體式

Non-separable

滿針型

full complement



YCRS



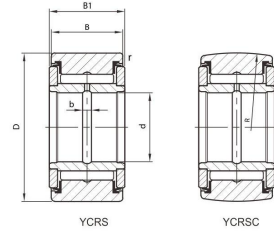
YCRSC

YCRS
YCRSC

滾輪外徑 Outerring diameter		軸承型號 Series 1/16 inch 帶密封環 With seals		單位重 Weight	尺寸 Dimensions			
D	0 -0.001 inch	0 -0.025 mm	圓筒外輪 Cylindrical outerring		球面外輪 Crowned outerring R	D(2)		d
				g	0 0.001 inch	0 -0.025 mm	+0.0002 -0.0004 inch	+0.005 -0.010 mm
2 1/4	57.150	YCRS 36	YCRSC 36	600	2 1/4	57.150	5/8	15.875
2 1/2	63.500	YCRS 40	YCRSC 40	818	2 1/2	63.500	3/4	19.050
2 3/4	69.850	YCRS 44	YCRSC 44	1023	2 3/4	69.850	3/4	19.050
3	76.200	YCRS 48	YCRSC 48	1410	3	76.200	1 (3)	25.400
3 1/4	82.550	YCRS 52	YCRSC 52	1645	3 1/4	82.550	1 (3)	25.400

(1-1) 當使用機油潤滑時，極限回轉速為表列數值的130%。
With oil lubrication, 130% of the values given in the tables are permissible.

(1-2) 帶密封環油脂潤滑的極限為表列數值的60%。
With grease lubrication, 60% of the value given in the tables are permissible for sealed executions.



YCRS

YCRSC

尺寸 Dimensions						基本額定負荷 Basic load ratings		極限 回轉速 Limited Speed
B		B1		R	b	動 Dynamic C lbf	靜 Static Co lbf	油脂潤滑 Grease rpm(1)
+0 -0.005 inch	+0 -0.13 mm	+0.005 -0.010 inch	+0.13 -0.25 mm	inch mm	inch mm	kgf	kgf	
1 1/4	31.750	1 5/16	33.338	24 600	1/4 6.4	11400 5170	20100 9120	2600
1 1/2	38.100	1 9/16	39.688	30 760	1/4 6.4	13500 6120	26200 11900	2400
1 1/2	38.100	1 9/16	39.688	30 760	1/4 6.4	13500 6120	26200 11900	2400
1 3/4	44.450	1 13/16	46.038	30 760	3/8 9.5	18400 8340	43200 19600	2200
1 3/4	44.450	1 13/16	46.038	30 760	3/8 9.5	18400 8340	43200 19600	2200

(2) 球面外輪的外徑公差為0/-0.002inch (0/-0.050mm)。

(3) 內徑公差為 +0.0001/-0.0005inch (+0.0025/-0.0127mm)

英制 Inch Size

支承柄滾輪型

Yoke type track rollers

英制一體式

Non-separable

滿針型

full complement



YCR



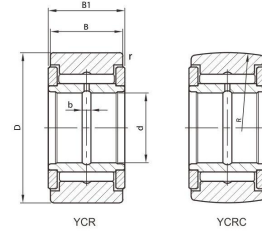
YCRC

YCR
YCRC

滾輪外徑 Outerring diameter		軸承型號 Series 1/16 inch 無密封環 Without seals		單位重 Weight	尺寸 Dimensions			
D		圓筒外輪 Cylindrical outerring	球面外輪 Crowned outerring R		D(2)		d	
0 -0.001 inch	0 -0.025 mm			9	0 0.001 inch	0 -0.025 mm	+0.0002 -0.0004 inch	+0.005 -0.010 mm
3/4	19.050	YCR 12	YCRC 12	27	3/4	19.050	1/4	6.350
7/8	22.225	YCR 14	YCRC 14	36	7/8	22.225	1/4	6.350
1	25.400	YCR 16	YCRC 16	68	1	25.400	5/16	7.938
1 1/8	28.575	YCR 18	YCRC 18	77	1 1/8	28.575	5/16	7.938
1 1/4	31.750	YCR 20	YCRC 20	110	1 1/4	31.750	3/8	9.525
1 3/8	34.925	YCR 22	YCRC 22	136	1 3/8	34.925	3/8	9.525
1 1/2	38.100	YCR 24	YCRC 24	186	1 1/2	38.100	7/16	11.112
1 5/8	41.275	YCR 26	YCRC 26	227	1 5/8	41.275	7/16	11.112
1 3/4	44.450	YCR 28	YCRC 28	291	1 3/4	44.450	1/2	12.700
1 7/8	47.625	YCR 30	YCRC 30	364	1 7/8	47.625	1/2	12.700
2	50.800	YCR 32	YCRC 32	477	2	50.800	5/8	15.875

(1-1)當使用機油潤滑時，極限回轉速為表列數值的130%。
With oil lubrication, 130% of the values given in the tables are permissible.

(1-2)帶密封環油脂潤滑的極限為表列數值的60%。
With grease lubrication, 60% of the value given in the tables are permissible for sealed executions.



尺寸 Dimensions						基本額定負荷 Basic load ratings		極限 回轉速 Limited Speed
B		B1		R	b	動 Dynamic C lbf	靜 Static Co lbf	
+0 -0.005 inch	+0 -0.13 mm	+0.005 -0.010 inch	+0.13 -0.25 mm	inch mm	inch mm	kgf	kgf	
1/2	12.700	9/16	14.288	10 250	1/8 3.2	2090 950	3060 1390	7500
1/2	12.700	9/16	14.288	10 250	1/8 3.2	2090 950	3060 1390	7500
5/8	15.875	11/16	17.462	12 300	1/8 3.2	3130 1420	4540 2060	6000
5/8	15.875	11/16	17.462	12 300	1/8 3.2	3130 1420	4540 2060	6000
3/4	19.050	13/16	20.638	14 360	3/16 4.8	4540 2060	8110 3680	4500
3/4	19.050	13/16	20.638	14 360	3/16 4.8	4540 2060	8110 3680	4500
7/8	22.225	15/16	23.812	20 500	3/16 4.8	6040 2740	10000 4540	4000
7/8	22.225	15/16	23.812	20 500	3/16 4.8	6040 2740	10000 4540	4000
1	25.400	1 1/16	26.988	20 500	3/16 4.8	8970 4070	14000 6350	3400
1	25.400	1 1/16	26.988	20 500	3/16 4.8	8970 4070	14000 6350	3400
1 1/4	31.750	1 5/16	33.338	24 600	1/4 6.4	11400 5170	20100 9120	2600

(2)球面外輪的外徑公差為0/-0.002inch (0/-0.050mm)。

(3)內徑公差為 + 0.0001/-0.0005inch (+0.0025/-0.0127mm)

(4)此系列產品，需經濟批量訂購生產
This series are produced by order.

英制 Inch Size

支承柄滾輪型

Yoke type track rollers

英制一體式

Non-separable

滿針型

full complement



YCR



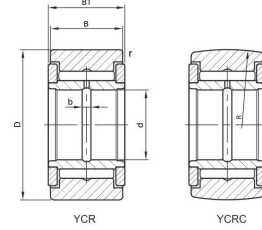
YCRC

YCR
YCRC

滾輪外徑 Outerring diameter		軸承型號 Series 1/16 inch 無密封環 Without seals		單位重 Weight	尺寸 Dimensions			
D		圓筒外輪 Cylindrical outerring	球面外輪 Crowned outerring R		D(2)		d	
0 -0.001 inch	0 -0.025 mm			g	0 0.001 inch	0 -0.025 mm	+0.0002 -0.0004 inch	+0.005 -0.010 mm
2 1/4	57.150	YCR 36	YCRC 36	600	2 1/4	57.150	5/8	15.875
2 1/2	63.500	YCR 40	YCRC 40	818	2 1/2	63.500	3/4	19.050
2 3/4	69.850	YCR 44	YCRC 44	1023	2 3/4	69.850	3/4	19.050
3	76.200	YCR 48	YCRC 48	1410	3	76.200	1 (3)	25.400
3 1/4	82.550	YCR 52	YCRC 52	1645	3 1/4	82.550	1 (3)	25.400

(1-1)當使用機油潤滑時，極限回轉速為表列數值的130%。
With oil lubrication, 130% of the values given in the tables are permissible.

(1-2)帶密封環油潤滑的極限為表列數值的60%。
With grease lubrication, 60% of the value given in the tables are permissible for sealed executions.



YCR

YCRC

尺寸 Dimensions						基本額定負荷 Basic load ratings		極限 回轉速 Limited Speed
B		B1		R	b	動 Dynamic C lbf	靜 Static Co lbf	油脂潤滑 Grease rpm(1)
+0 -0.005 inch	+0 -0.13 mm	+0.005 -0.010 inch	+0.13 -0.25 mm	inch mm	inch mm	kgf	kgf	
1 1/4	31.750	1 5/16	33.338	24 600	1/4 6.4	11400 5170	20100 9120	2600
1 1/2	38.100	1 9/16	39.688	30 760	1/4 6.4	13500 6120	26200 11900	2400
1 1/2	38.100	1 9/16	39.688	30 760	1/4 6.4	13500 6120	26200 11900	2400
1 3/4	44.450	1 13/16	46.038	30 760	3/8 9.5	18400 8340	43200 19600	2200
1 3/4	44.450	1 13/16	46.038	30 760	3/8 9.5	18400 8340	43200 19600	2200

(2)球面外輪的外徑公差為0/-0.002inch (0/-0.050mm)。

(3)內徑公差為 + 0.0001/-0.0005inch (+0.0025/-0.0127mm)

(4)此系列產品，需經濟批量訂購生產
This series are produced by order.


螺柄滾輪型

Stud type track rollers

六角孔_珠巢型
With hexagonal socket-cage type

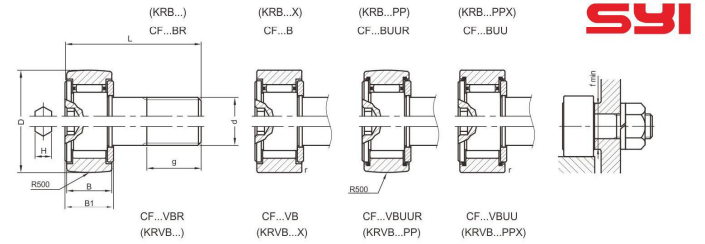
六角孔_滿針型
With hexagonal socket-full complement

- | | |
|-----------|------------|
| CF...BR | CF...VBR |
| CF...B | CF...VB |
| CF...BUUR | CF...VBUUR |
| CF...BUU | CF...VBUU |



mm			軸承型號 Series				單位重 Weight		
D	d	B	球面外輪 Crowned outer ring R 500		圓筒外輪 Cylindrical outer ring		g	B1	L
16	6	11	CF6BR	KRB16	CF6B	KRB16X	18.5	12	28
	6	11	CF6BUUR	KRB16PP	CF6BUU	KRB16PPX	18.5	12	28
	6	11	CF6VBR	KRVB16	CF6VB	KRVB16X	18.5	12	28
	6	11	CF6VBUUR	KRVB16PP	CF6VBUU	KRVB16PPX	18.5	12	28
19	8	11	CF8BR	KRB19	CF8B	KRB19X	28.5	12	32
	8	11	CF8BUUR	KRB19PP	CF8BUU	KRB19PPX	28.5	12	32
	8	11	CF8VBR	KRVB19	CF8VB	KRVB19X	28.5	12	32
	8	11	CF8VBUUR	KRVB19PP	CF8VBUU	KRVB19PPX	28.5	12	32
22	10	12	CF10BR	KRB22	CF10B	KRB22X	45	13	36
	10	12	CF10BUUR	KRB22PP	CF10BUU	KRB22PPX	45	13	36
	10	12	CF10VBR	KRVB22	CF10VB	KRVB22X	45	13	36
	10	12	CF10VBUUR	KRVB22PP	CF10VBUU	KRVB22PPX	45	13	36
26	10	12	CF10-1BR	KRB26	CF10-1B	KRB26X	60	13	36
	10	12	CF10-1BUUR	KRB26PP	CF10-1BUU	KRB26PPX	60	13	36
	10	12	CF10-1VBR	KRVB26	CF10-1VB	KRVB26X	60	13	36
	10	12	CF10-1VBUUR	KRVB26PP	CF10-1VBUU	KRVB26PPX	60	13	36

(1)當使用機油潤滑時,極限回轉速為表列數值的130%。
With oil lubrication, 130% of the values given in the tables are permissible.
(2)Also with slotted socket type available and be produced by order.



尺寸 Dimensions mm								基本額定負荷 Basic load ratings		最大工作 荷重 working load Max.	極限回轉速 Limited Speed
d	g	H	d1	d2	J	r	f	動Dynamic C kgf	靜Static Co kgf	kgf	油脂潤滑 Grease rpm(1)
M6X1	9	3	-	-	-	0.5	9.5	420	440	200	22000
M6X1	9	3	-	-	-	0.5	9.5	420	440	200	15000
M6X1	9	3	-	-	-	0.5	9.5	670	810	200	8000
M6X1	9	3	-	-	-	0.5	9.5	670	810	200	6500
M8X1.25	11	4	-	-	-	0.5	11.5	440	400	470	20000
M8X1.25	11	4	-	-	-	0.5	11.5	440	400	470	14000
M8X1.25	11	4	-	-	-	0.5	11.5	840	940	470	7000
M8X1.25	11	4	-	-	-	0.5	11.5	840	940	470	6000
M10X1.25	13	4	-	-	-	1	13.5	560	700	700	16000
M10X1.25	13	4	-	-	-	1	13.5	560	700	700	11000
M10X1.25	13	4	-	-	-	1	13.5	950	1420	700	5500
M10X1.25	13	4	-	-	-	1	13.5	950	1420	700	5000
M10X1.25	13	4	-	-	-	1	13.5	560	700	700	16000
M10X1.25	13	4	-	-	-	1	13.5	560	700	700	11000
M10X1.25	13	4	-	-	-	1	13.5	950	1420	700	5500
M10X1.25	13	4	-	-	-	1	13.5	950	1420	700	5000

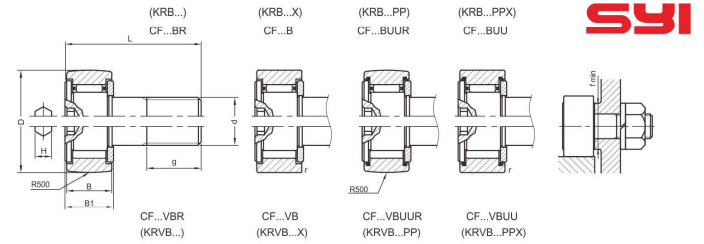

螺柄滾輪型

Stud type track rollers

六角孔_珠巢型
With hexagonal socket-cage type

六角孔_滿針型
With hexagonal socket-full complement

- | | |
|-----------|------------|
| CF...BR | CF...VBR |
| CF...B | CF...VB |
| CF...BUUR | CF...VBUUR |
| CF...BUU | CF...VBUU |



mm			軸承型號 Series				單位重 Weight		
D	d	B	球面外輪 Crowned outer ring R 500		圓筒外輪 Cylindrical outer ring		g	B1	L
30	12	14	CF 12BR	KRB30	CF 12B	KRB30X	95	15	40
	12	14	CF 12BUUR	KRB30PP	CF 12BUU	KRB30PPX	95	15	40
	12	14	CF 12VBR	KRVB30	CF 12VB	KRVB30X	95	15	40
	12	14	CF 12VBUUR	KRVB30PP	CF 12VBUU	KRVB30PPX	95	15	40
32	12	14	CF 12-1BR	KRB32	CF 12-1B	KRB32X	105	15	40
	12	14	CF 12-1BUUR	KRB32PP	CF 12-1BUU	KRB32PPX	105	15	40
	12	14	CF 12-1VBR	KRVB32	CF 12-1VB	KRVB32X	105	15	40
	12	14	CF 12-1VBUUR	KRVB32PP	CF 12-1VBUU	KRVB32PPX	105	15	40
35	16	18	CF 16BR	KRB35	CF 16B	KRB35X	170	19.5	52
	16	18	CF 16BUUR	KRB35PP	CF 16BUU	KRB35PPX	170	19.5	52
	16	18	CF 16VBR	KRVB35	CF 16VB	KRVB35X	170	19.5	52
	16	18	CF 16VBUUR	KRVB35PP	CF 16VBUU	KRVB35PPX	170	19.5	52
40	18	20	CF 18BR	KRB40	CF 18B	KRB40X	250	21.5	58
	18	20	CF 18BUUR	KRB40PP	CF 18BUU	KRB40PPX	250	21.5	58
	18	20	CF 18VBR	KRVB40	CF 18VB	KRVB40X	250	21.5	58
	18	20	CF 18VBUUR	KRVB40PP	CF 18VBUU	KRVB40PPX	250	21.5	58

(1)當使用機油潤滑時,極限回轉速為表列數值的130%。
With oil lubrication, 130% of the values given in the tables are permissible.
(2)Also with slotted socket type available and be produced by order.

尺寸 Dimensions mm								基本額定負荷 Basic load ratings		最大工作 荷重 working load Max.	極限回轉速 Limited Speed
d	g	H	d1	d2	J	r	f	動Dynamic C kgf	靜 Static Co kgf	kgf	油脂潤滑 Grease rpm(1)
M12X1.5	14	6	6	3	6	1.5	17	840	1080	1000	11000
M12X1.5	14	6	6	3	6	1.5	17	840	1080	1000	8000
M12X1.5	14	6	6	3	6	1.5	17	1510	2300	1000	4000
M12X1.5	14	6	6	3	6	1.5	17	1510	2300	1000	3500
M12X1.5	14	6	6	3	6	1.5	17	840	1080	1000	11000
M12X1.5	14	6	6	3	6	1.5	17	840	1080	1000	8000
M12X1.5	14	6	6	3	6	1.5	17	1510	2300	1000	4000
M12X1.5	14	6	6	3	6	1.5	17	1510	2300	1000	3500
M16X1.5	18	6	6	3	8	1.5	22	1180	1830	1850	8500
M16X1.5	18	6	6	3	8	1.5	22	1180	1830	1850	6000
M16X1.5	18	6	6	3	8	1.5	22	1860	3340	1850	3000
M16X1.5	18	6	6	3	8	1.5	22	1860	3340	1850	2500
M18X1.5	20	6	6	3	8	1.5	26	1780	2760	2550	7000
M18X1.5	20	6	6	3	8	1.5	26	1780	2760	2550	5000
M18X1.5	20	6	6	3	8	1.5	26	2710	4800	2550	2500
M18X1.5	20	6	6	3	8	1.5	26	2710	4800	2550	2100


螺柄滾輪型

Stud type track rollers

六角孔_珠巢型
With hexagonal socket-cage type

六角孔_滿針型
With hexagonal socket-full complement

- | | |
|-----------|------------|
| CF...BR | CF...VBR |
| CF...B | CF...VB |
| CF...BUUR | CF...VBUUR |
| CF...BUU | CF...VBUU |



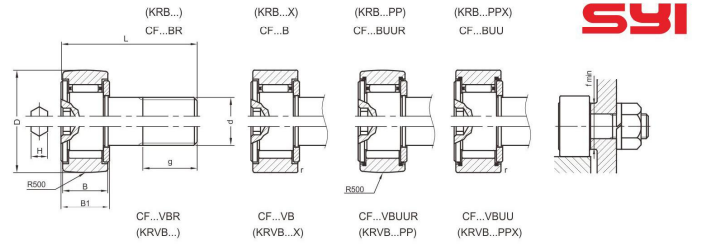
CF...BR
(KRB...)

CF...BUUR
(KRB...PP)

mm			軸承型號 Series				單位重 Weight		
D	d	B	球面外輪 Crowned outer ring R 500		圓筒外輪 Cylindrical outer ring		g	B1	L
47	20	24	CF20-1BR	KRB47	CF20-1B	KRB47X	385	25.5	66
	20	24	CF20-1BUUR	KRB47PP	CF20-1BUU	KRB47PPX	385	25.5	66
	20	24	CF20-1VBR	KRVB47	CF20-1VB	KRVB47X	385	25.5	66
	20	24	CF20-1VBUUR	KRVB47PP	CF20-1VBUU	KRVB47PPX	385	25.5	66
52	20	24	CF20BR	KRB52	CF20B	KRB52X	460	25.5	66
	20	24	CF20BUUR	KRB52PP	CF20BUU	KRB52PPX	460	25.5	66
	20	24	CF20VBR	KRVB52	CF20VB	KRVB52X	460	25.5	66
	20	24	CF20VBUUR	KRVB52PP	CF20VBUU	KRVB52PPX	460	25.5	66
62	24	29	CF24BR	KRB62	CF24B	KRB62X	815	30.5	80
	24	29	CF24BUUR	KRB62PP	CF24BUU	KRB62PPX	815	30.5	80
	24	29	CF24VBR	KRVB62	CF24VB	KRVB62X	815	30.5	80
	24	29	CF24VBUUR	KRVB62PP	CF24VBUU	KRVB62PPX	815	30.5	80
72	24	29	CF24-1BR	KRB72	CF24-1B	KRB72X	1140	30.5	80
	24	29	CF24-1BUUR	KRB72PP	CF24-1BUU	KRB72PPX	1140	30.5	80
	24	29	CF24-1VBR	KRVB72	CF24-1VB	KRVB72X	1140	30.5	80
	24	29	CF24-1VBUUR	KRVB72PP	CF24-1VBUU	KRVB72PPX	1140	30.5	80

(1)當使用機油潤滑時,極限回轉速為表列數值的130%。
With oil lubrication, 130% of the values given in the tables are permissible.

(2)Also with slotted socket type available and be produced by order.



尺寸 Dimensions mm								基本額定負荷 Basic load ratings		最大工作 荷重 working load Max.	極限回轉速 Limited Speed
d	g	H	d1	d2	J	r	f	動Dynamic C kgf	靜Static Co kgf	kgf	油脂潤滑 Grease rpm(1)
M20X1.5	22	8	8	4	9	1.5	32.5	1960	3230	3250	6500
M20X1.5	22	8	8	4	9	1.5	32.5	1960	3230	3250	5000
M20X1.5	22	8	8	4	9	1.5	32.5	3360	6580	3250	2500
M20X1.5	22	8	8	4	9	1.5	32.5	3360	6580	3250	2000
M20X1.5	22	8	8	4	9	1.5	32.5	2920	4430	3250	6500
M20X1.5	22	8	8	4	9	1.5	32.5	2920	4430	3250	5000
M20X1.5	22	8	8	4	9	1.5	32.5	4270	7300	3250	2500
M20X1.5	22	8	8	4	9	1.5	32.5	4270	7300	3250	2000
M24X1.5	25	12	8	4	11	1.5	35	3170	4910	4550	5500
M24X1.5	25	12	8	4	11	1.5	35	3170	4910	4550	4000
M24X1.5	25	12	8	4	11	1.5	35	5330	9760	4550	2000
M24X1.5	25	12	8	4	11	1.5	35	5330	9760	4550	1700
M24X1.5	25	12	8	4	11	1.5	35	3170	4910	4550	5500
M24X1.5	25	12	8	4	11	1.5	35	3170	4910	4550	4000
M24X1.5	25	12	8	4	11	1.5	35	5330	9760	4550	2000
M24X1.5	25	12	8	4	11	1.5	35	5330	9760	4550	1700


螺柄滾輪型

Stud type track rollers

六角孔_珠巢型
With hexagonal socket-cage type

六角孔_滿針型
With hexagonal socket-full complement

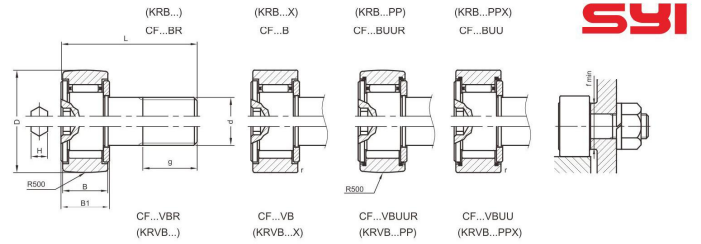
- CF...BR CF...VBR
- CF...B CF...VB
- CF...BUUR CF...VBUUR
- CF...BUU CF...VBUU



mm			軸承型號 Series				單位重 Weight		
D	d	B	球面外輪 Crowned outer ring R 500		圓筒外輪 Cylindrical outer ring		g	B1	L
80	30	35	CF 30BR	KRB80	CF 30B	KRB80X	1870	37	100
	30	35	CF 30BUUR	KRB80PP	CF 30BUU	KRB80PPX	1870	37	100
	30	35	CF 30VBR	KRVB80	CF 30VB	KRVB80X	1870	37	100
	30	35	CF 30VBUUR	KRVB80PP	CF 30VBUU	KRVB80PPX	1870	37	100
85	30	35	CF 30-1BR	KRB85	CF 30-1B	KRB85X	2030	37	100
	30	35	CF 30-1BUUR	KRB85PP	CF 30-1BUU	KRB85PPX	2030	37	100
	30	35	CF 30-1VBR	KRVB85	CF 30-1VB	KRVB85X	2030	37	100
	30	35	CF 30-1VBUUR	KRVB85PP	CF 30-1VBUU	KRVB85PPX	2030	37	100
90	30	35	CF 30-2BR	KRB90	CF 30-2B	KRB90X	2220	37	100
	30	35	CF 30-2BUUR	KRB90PP	CF 30-2BUU	KRB90PPX	2220	37	100
	30	35	CF 30-2VBR	KRVB90	CF 30-2VB	KRVB90X	2220	37	100
	30	35	CF 30-2VBUUR	KRVB90PP	CF 30-2VBUU	KRVB90PPX	2220	37	100

(1)當使用機油潤滑時,極限回轉速為表列數值的130%.
With oil lubrication, 130% of the values given in the tables are permissible.

(2)Also with slotted socket type available and be produced by order.



尺寸 Dimensions mm								基本額定負荷 Basic load ratings		最大工作 荷重 working load Max.	極限回轉速 Limited Speed
d	g	H	d1	d2	J	r	f	動 Dynamic C kgf	靜 Static Co kgf	kgf	油脂潤滑 Grease rpm(1)
M30X1.5	32	19	8	4	15	2	42.5	4660	8220	7500	4000
M30X1.5	32	19	8	4	15	2	42.5	4660	8220	7500	3000
M30X1.5	32	19	8	4	15	2	42.5	7210	14600	7500	1500
M30X1.5	32	19	8	4	15	2	42.5	7210	14600	7500	1200
M30X1.5	32	19	8	4	15	2	42.5	4660	8220	7500	4000
M30X1.5	32	19	8	4	15	2	42.5	4660	8220	7500	3000
M30X1.5	32	19	8	4	15	2	42.5	7210	14600	7500	1500
M30X1.5	32	19	8	4	15	2	42.5	7210	14600	7500	1200
M30X1.5	32	19	8	4	15	2	42.5	4660	8220	8220	4000
M30X1.5	32	19	8	4	15	2	42.5	4660	8220	8220	3000
M30X1.5	32	19	8	4	15	2	42.5	7210	14600	14600	1500
M30X1.5	32	19	8	4	15	2	42.5	7210	14600	14600	1200

英制 Inch Size

螺柄滾輪型

Stud type track rollers

英制六角孔 滿針型
With hexagonal socket full complement

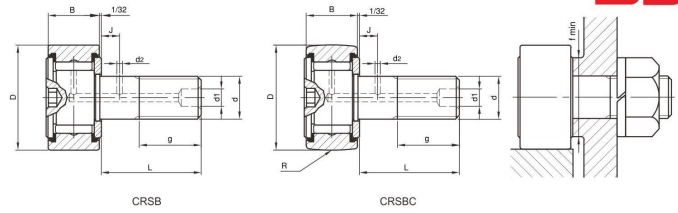


CRSB
CRSBC

滾輪外徑 Outer ring diameter		軸承型號 Series 1/16 inch 帶密封環 With seals		單位重 Weight	尺寸 Dimensions					
D 0 -0.001 inch	0 -0.025 mm	圓筒外輪 Cylindrical outer ring	球面外輪 Crowned outer ring R		g	d +0.001 0 inch	+0.025 0 mm	B 0 -0.005 -0.13 inch	0 mm	R inch
1/2	12.700	CRSB 8	CRSBC 8	20	15/79	4.826	11/32	8.731	6 150	1/2 12.700
1/2	12.700	CRSB 8-1	CRSBC 8-1	20	15/79	4.826	3/8	9.525	7 180	5/8 15.875
5/8	15.875	CRSB 10	CRSBC 10	25	1/4	6.350	13/32	10.319	7 180	5/8 15.875
5/8	15.875	CRSB 10-1	CRSBC 10-1	25	1/4	6.350	7/16	11.112	8 200	3/4 19.050
3/4	19.050	CRSB 12	CRSBC 12	35	3/8	9.525	1/2	12.700	10 250	7/8 22.225
7/8	22.225	CRSB 14	CRSBC 14	45	3/8	9.525	1/2	12.700	10 250	7/8 22.225
1	25.400	CRSB 16	CRSBC 16	90	7/16	11.112	5/8	15.875	12 300	1 25.400
1 1/8	28.575	CRSB 18	CRSBC 18	95	7/16	11.112	5/8	15.875	12 300	1 25.400
1 1/4	31.750	CRSB 20	CRSBC 20	150	1/2	12.700	3/4	19.050	14 360	1 1/4 31.750
1 3/8	34.925	CRSB 22	CRSBC 22	165	1/2	12.700	3/4	19.050	14 360	1 1/4 31.750
1 1/2	38.100	CRSB 24	CRSBC 24	260	5/8	15.875	7/8	22.225	20 500	1 1/2 38.100

(1) 當使用機油潤滑時，極限回轉速為表列數值的130%。
With oil lubrication, 130% of the values given in the tables are permissible.

(2) 帶密封環油脂潤滑的極限為表列數值的60%。
With grease lubrication, 60% of the value given in the tables are permissible for sealed executions.



尺寸 Dimensions						基本額定負荷 Basic load ratings		最大容許荷重 Working load Max.	極限回轉速 Limited Speed	
d Thread	g	d1	d2	J	H	f	動 Dynamic C lbf	靜 Static Co lbf	油脂潤滑 Grease	
inch	mm	mm	mm	mm	inch	mm	kgf	kgf	rpm(1)	
10-32UNF	1/4 6.350	— —	— —	— —	1/8	21/64 8.334	1100 500	1170 530	350 160	13000
10-32UNF	1/4 6.350	— —	— —	— —	1/8	21/64 8.334	1100 500	1170 530	350 160	13000
1/4-28UNF	5/16 7.938	— —	— —	— —	1/8	29/64 11.509	1590 720	1940 880	600 270	10000
1/4-28UNF	5/16 7.938	— —	— —	— —	1/8	29/64 11.509	1590 720	1940 880	600 270	10000
3/8-24UNF	3/8 9.525	3/16 4.762	3/32 2.381	1/4 6.350	3/16	17/32 13.494	2090 950	3150 1430	1320 600	7500
3/8-24UNF	3/8 9.525	3/16 4.762	3/32 2.381	1/4 6.350	3/16	19/32 15.081	2090 950	3150 1430	1320 600	7500
7/16-20UNF	1/2 12.700	3/16 4.762	3/32 2.381	1/4 6.350	1/4	45/64 17.859	3130 1420	4760 2160	1810 820	6000
7/16-20UNF	1/2 12.700	3/16 4.762	3/32 2.381	1/4 6.350	1/4	3/4 19.050	3130 1420	4760 2160	1810 820	6000
1/2-20UNF	5/8 15.875	3/16 4.762	3/32 2.381	5/16 7.938	1/4	55/64 21.828	4540 2060	8400 3810	2360 1070	4500
1/2-20UNF	5/8 15.875	3/16 4.762	3/32 2.381	5/16 7.938	1/4	55/64 21.828	4540 2060	8400 3810	2360 1070	4500
5/8-18UNF	3/4 19.050	3/16 4.762	3/32 2.381	3/8 9.525	5/16	1 3/64 26.590	6020 2730	10300 4670	3700 1680	4000

(3) 1KgF=9.807 N=2.205 lbf 1lbf=0.454 KgF=4.448 N

英制 Inch Size

螺柄滾輪型

Stud type track rollers

英制六角孔 滿針型
With hexagonal socket full complement

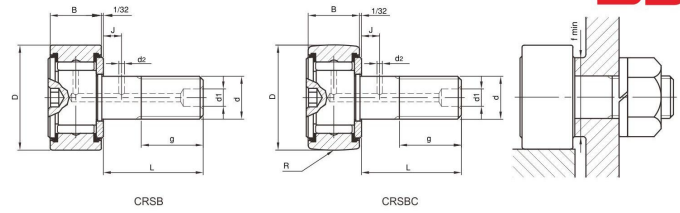


CRSB
CRSBC

滾輪外徑 Outer ring diameter		軸承型號 Series 1/16 inch 帶密封環 With seals		單位重 Weight	尺寸 Dimensions					
D 0 -0.001 inch	0 -0.025 mm	圓筒外輪 Cylindrical outer ring	球面外輪 Crowned outer ring R		g	d +0.001 0 inch	+0.025 0 mm	B 0 -0.005 -0.13 inch	0 mm	R
1 5/8	41.275	CRSB 26	CRSBC 26	295	5/8	15.875	7/8	22.225	20 500	1 1/2 38.100
1 3/4	44.450	CRSB 28	CRSBC 28	405	3/4	19.050	1	25.400	20 500	1 3/4 44.450
1 7/8	47.625	CRSB 30	CRSBC 30	460	3/4	19.050	1	25.400	20 500	1 3/4 44.450
2	50.800	CRSB 32	CRSBC 32	645	7/8	22.225	1 1/4	31.750	24 600	2 50.800
2 1/4	57.150	CRSB 36	CRSBC 36	775	7/8	22.225	1 1/4	31.750	24 600	2 50.800
2 1/2	63.500	CRSB 40	CRSBC 40	1170	1	25.400	1 1/2	38.100	30 760	2 1/4 57.150
2 3/4	69.850	CRSB 44	CRSBC 44	1365	1	25.400	1 1/2	38.100	30 760	2 1/4 57.150
3	76.200	CRSB 48	CRSBC 48	1950	1 1/4	31.750	1 3/4	44.450	30 760	2 1/2 63.500
3 1/4	82.550	CRSB 52	CRSBC 52	2230	1 1/4	31.750	1 3/4	44.450	30 760	2 1/2 63.500
3 1/2	88.900	CRSB 56	CRSBC 56	3240	1 3/8	34.925	2	50.800	30 760	2 3/4 69.850
4	101.600	CRSB 64	CRSBC 64	4960	1 1/2	38.100	2 1/4	57.150	30 760	3 1/2 88.900

(1)當使用機油潤滑時，極限回轉速為表列數值的130%。
With oil lubrication, 130% of the values given in the tables are permissible.

(2)帶密封環油脂潤滑的極限為表列數值的60%。
With grease lubrication, 60% of the value given in the tables are permissible for sealed executions.



尺寸 Dimensions							基本額定負荷 Basic load ratings		最大容許荷重 Working load Max.	極限回轉速 Limited Speed
d Thread	g	d1	d2	J	H	f	動 Dynamic C lbf	靜 Static Co lbf	lbf	油脂潤滑 Grease rpm(1)
5/8-18UNF	3/4 19.050	3/16 4.762	3/32 2.381	3/8 9.525	5/16	57/64 22.621	6020 2730	10300 4670	3700 1680	4000
3/4-16UNF	7/8 22.225	3/16 4.762	3/32 2.381	7/16 11.112	5/16	1 3/64 26.590	8970 4070	14400 6530	5310 2410	3400
3/4-16UNF	7/8 22.225	3/16 4.762	3/32 2.381	7/16 11.112	5/16	1 3/64 26.590	8970 4070	14400 6530	5310 2410	3400
7/8-14UNF	1 25.400	3/16 4.762	3/32 2.381	1/2 12.700	7/16	1 13/64 30.559	11500 5220	20500 9300	7230 3280	2600
7/8-14UNF	1 25.400	3/16 4.762	3/32 2.381	1/2 12.700	7/16	1 13/64 30.559	11500 5220	20500 9300	7230 3280	2600
1-14UNS	1 1/8 28.575	3/16 4.762	1/8 3.175	9/16 14.288	1/2	1 5/16 33.338	13500 6120	26800 12200	9460 4290	2400
1-14UNS	1 1/8 28.575	3/16 4.762	1/8 3.175	9/16 14.288	1/2	1 5/16 33.338	13500 6120	26800 12200	9460 4290	2400
1 1/4-12UNF	1 1/4 31.750	1/4 6.350	1/8 3.175	5/8 15.875	5/8	1 3/4 44.45	18500 8390	43900 19900	14800 6710	2200
1 1/4-12UNF	1 1/4 31.750	1/4 6.350	1/8 3.175	5/8 15.875	5/8	1 3/4 44.45	18500 8390	43900 19900	14800 6710	2200
1 3/8-12UNF	1 3/8 34.925	1/4 6.350	1/8 3.175	11/16 17.462	5/8	1 59/64 48.816	23400 10600	56400 25600	17900 8120	2000
1 1/2-12UNF	1 1/2 38.100	1/4 6.350	1/8 3.175	3/4 19.050	3/4	2 9/32 57.944	28700 13000	68400 31000	21300 9660	1700

(3)1KgF=9.807 N=2.205 lbf 1lbf=0.454 KgF=4.448 N

英制 Inch Size

螺柄滾輪型

Stud type track rollers

英制六角孔滿針型
With hexagonal socket full complement

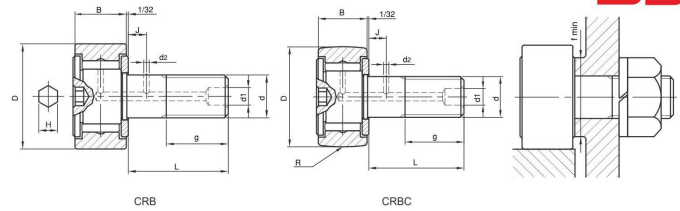


CRB
CRBC

滾輪外徑 Outer ring diameter		軸承型號 Series 1/16 inch 無密封環 Without seals		單位重 Weight	尺寸 Dimensions					
D 0 -0.001 inch	0 -0.025 mm	圓筒外輪 Cylindrical outer ring	球面外輪 Crowned outer ring R		g	d +0.001 0 inch	+0.025 0 mm	B 0 -0.005 -0.13 inch	0 mm	R
1/2	12.700	CRB 8	CRBC 8	20	15/79	4.826	11/32	8.731	6 150	1/2 12.700
1/2	12.700	CRB 8-1	CRBC 8-1	20	15/79	4.826	3/8	9.525	7 180	5/8 15.875
5/8	15.875	CRB 10	CRBC 10	25	1/4	6.350	13/32	10.319	7 180	5/8 15.875
5/8	15.875	CRB 10-1	CRBC 10-1	25	1/4	6.350	7/16	11.112	8 200	3/4 19.050
3/4	19.050	CRB 12	CRBC 12	35	3/8	9.525	1/2	12.700	10 250	7/8 22.225
7/8	22.225	CRB 14	CRBC 14	45	3/8	9.525	1/2	12.700	10 250	7/8 22.225
1	25.400	CRB 16	CRBC 16	90	7/16	11.112	5/8	15.875	12 300	1 25.400
1 1/8	28.575	CRB 18	CRBC 18	95	7/16	11.112	5/8	15.875	12 300	1 25.400
1 1/4	31.750	CRB 20	CRBC 20	150	1/2	12.700	3/4	19.050	14 360	1 1/4 31.750
1 3/8	34.925	CRB 22	CRBC 22	165	1/2	12.700	3/4	19.050	14 360	1 1/4 31.750
1 1/2	38.100	CRB 24	CRBC 24	260	5/8	15.875	7/8	22.225	20 500	1 1/2 38.100

(1)當使用機油潤滑時，極限回轉速為表列數值的130%。
With oil lubrication, 130% of the values given in the tables are permissible.

(2)帶密封環油脂潤滑的極限為表列數值的60%。
With grease lubrication, 60% of the value given in the tables are permissible for sealed executions.



尺寸 Dimensions						基本額定負荷 Basic load ratings		最大容許荷重 Working load Max.	極限回轉速 Limited Speed	
d Thread	g	d1	d2	J	H	f	動 Dynamic C lbf	靜 Static Co lbf	油脂潤滑 Grease	
inch	mm	mm	mm	mm	inch	mm	kgf	kgf	rpm(1)	
10-32UNF	1/4 6.350	— —	— —	— —	1/8	21/64 8.334	1100 500	1170 530	350 160	13000
10-32UNF	1/4 6.350	— —	— —	— —	1/8	21/64 8.334	1100 500	1170 530	350 160	13000
1/4-28UNF	5/16 7.938	— —	— —	— —	1/8	29/64 11.509	1590 720	1940 880	600 270	10000
1/4-28UNF	5/16 7.938	— —	— —	— —	1/8	29/64 11.509	1590 720	1940 880	600 270	10000
3/8-24UNF	3/8 9.525	3/16 4.762	3/32 2.381	1/4 6.350	3/16	17/32 13.494	2090 950	3150 1430	1320 600	7500
3/8-24UNF	3/8 9.525	3/16 4.762	3/32 2.381	1/4 6.350	3/16	19/32 15.081	2090 950	3150 1430	1320 600	7500
7/16-20UNF	1/2 12.700	3/16 4.762	3/32 2.381	1/4 6.350	1/4	45/64 17.859	3130 1420	4760 2160	1810 820	6000
7/16-20UNF	1/2 12.700	3/16 4.762	3/32 2.381	1/4 6.350	1/4	3/4 19.050	3130 1420	4760 2160	1810 820	6000
1/2-20UNF	5/8 15.875	3/16 4.762	3/32 2.381	5/16 7.938	1/4	55/64 21.828	4540 2060	8400 3810	2360 1070	4500
1/2-20UNF	5/8 15.875	3/16 4.762	3/32 2.381	5/16 7.938	1/4	55/64 21.828	4540 2060	8400 3810	2360 1070	4500
5/8-18UNF	3/4 19.050	3/16 4.762	3/32 2.381	3/8 9.525	5/16	1 3/64 26.590	6020 2730	10300 4670	3700 1680	4000

(3)1KgF=9.807 N=2.205 lbf 1lbf=0.454 KgF=4.448 N

(4)此系列產品，需經濟批單訂購生產
This series are produced by order.

英制 Inch Size

螺柄滾輪型

Stud type track rollers

英制六角孔_滿針型
With hexagonal socket-
full complement

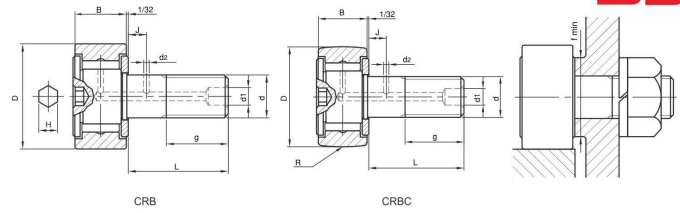


CRB
CRBC

滾輪外徑 Outer ring diameter		軸承型號 Series 1/16 inch 無密封環 Without seals		單位重 Weight	尺寸 Dimensions					
D 0 -0.001 inch	0 -0.025 mm	圓筒外輪 Cylindrical outer ring	球面外輪 Crowned outer ring R		g	d +0.001 0 inch	+0.025 0 mm	B 0 -0.005 -0.13 inch	0 mm	R
1 5/8	41.275	CRB 26	CRBC 26	295	5/8	15.875	7/8	22.225	20 500	1 1/2 38.100
1 3/4	44.450	CRB 28	CRBC 28	405	3/4	19.050	1	25.400	20 500	1 3/4 44.450
1 7/8	47.625	CRB 30	CRBC 30	460	3/4	19.050	1	25.400	20 500	1 3/4 44.450
2	50.800	CRB 32	CRBC 32	645	7/8	22.225	1 1/4	31.750	24 600	2 50.800
2 1/4	57.150	CRB 36	CRBC 36	775	7/8	22.225	1 1/4	31.750	24 600	2 50.800
2 1/2	63.500	CRB 40	CRBC 40	1170	1	25.400	1 1/2	38.100	30 760	2 1/4 57.150
2 3/4	69.850	CRB 44	CRBC 44	1365	1	25.400	1 1/2	38.100	30 760	2 1/4 57.150
3	76.200	CRB 48	CRBC 48	1950	1 1/4	31.750	1 3/4	44.450	30 760	2 1/2 63.500
3 1/4	82.550	CRB 52	CRBC 52	2230	1 1/4	31.750	1 3/4	44.450	30 760	2 1/2 63.500
3 1/2	88.900	CRB 56	CRBC 56	3240	1 3/8	34.925	2	50.800	30 760	2 3/4 69.850
4	101.600	CRB 64	CRBC 64	4960	1 1/2	38.100	2 1/4	57.150	30 760	3 1/2 88.900

(1)當使用機油潤滑時，極限回轉速為表列數值的130%。
With oil lubrication, 130% of the values given in the tables are permissible.

(2)帶密封環油脂潤滑的極限為表列數值的60%。
With grease lubrication, 60% of the value given in the tables are permissible for sealed executions.



尺寸 Dimensions							基本額定負荷 Basic load ratings		最大容許荷重 Working load Max.	極限回轉速 Limited Speed
d Thread	g	d1	d2	J	H	f	動 Dynamic C lbf	靜 Static Co lbf	lbf	油脂潤滑 Grease rpm(1)
5/8-18UNF	3/4 19.050	3/16 4.762	3/32 2.381	3/8 9.525	5/16	57/64 22.622	6020 2730	10300 4670	3700 1680	4000
3/4-16UNF	7/8 22.225	3/16 4.762	3/32 2.381	7/16 11.112	5/16	1 3/64 26.590	8970 4070	14400 6530	5310 2410	3400
3/4-16UNF	7/8 22.225	3/16 4.762	3/32 2.381	7/16 11.112	5/16	1 3/64 26.590	8970 4070	14400 6530	5310 2410	3400
7/8-14UNF	1 25.400	3/16 4.762	3/32 2.381	1/2 12.700	7/16	1 13/64 30.559	11500 5220	20500 9300	7230 3280	2600
7/8-14UNF	1 25.400	3/16 4.762	3/32 2.381	1/2 12.700	7/16	1 13/64 30.559	11500 5220	20500 9300	7230 3280	2600
1-14UNS	1 1/8 28.575	3/16 4.762	1/8 3.175	9/16 14.288	1/2	1 5/16 33.338	13500 6120	26800 12200	9460 4290	2400
1-14UNS	1 1/8 28.575	3/16 4.762	1/8 3.175	9/16 14.288	1/2	1 5/16 33.338	13500 6120	26800 12200	9460 4290	2400
1 1/4-12UNF	1 1/4 31.750	1/4 6.350	1/8 3.175	5/8 15.875	5/8	1 3/4 44.45	18500 8390	43900 19900	14800 6710	2200
1 1/4-12UNF	1 1/4 31.750	1/4 6.350	1/8 3.175	5/8 15.875	5/8	1 3/4 44.45	18500 8390	43900 19900	14800 6710	2200
1 3/8-12UNF	1 3/8 34.925	1/4 6.350	1/8 3.175	11/16 17.462	5/8	1 59/64 48.816	23400 10600	56400 25600	17900 8120	2000
1 1/2-12UNF	1 1/2 38.100	1/4 6.350	1/8 3.175	3/4 19.050	3/4	2 9/32 57.944	28700 13000	68400 31000	21300 9660	1700

(3)1KgF=9.807 N=2.205 lbf 1lbf=0.454 KgF=4.448 N

(4)此系列產品，需經濟批單訂購生產。
This series are produced by order.

英制 Inch Size

螺柄滾輪型

Stud type track rollers

英制六角孔_偏心型
With hexagonal socket
eccentric collar

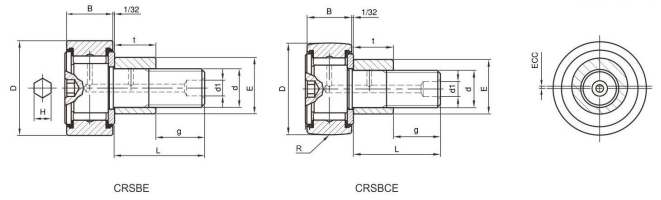


CRSBE
CRSBCE

滾輪外徑 Outer ring diameter		偏心環外徑 Eccentric collar outside diameter		軸承型號 Series 1/16 inch 帶密封環 With seals		單位重 Weight	尺寸 Dimensions		
D 0 -0.001 inch	0 -0.025 mm	E ±0.001 inch	±0.025 mm	圓筒外輪 Cylindrical outer ring	球面外輪 Crowned outer ring R		B	R	L
1/2	12.700	1/4	6.350	CRSBE 8-1	CRSBCE 8-1	20	3/8 9.525	7 180	5/8 15.875
5/8	15.875	3/8	9.525	CRSBE 10-1	CRSBCE 10-1	25	7/16 11.112	8 200	3/4 19.050
3/4	19.050	1/2	12.700	CRSBE 12	CRSBCE 12	35	1/2 12.700	10 250	7/8 22.225
7/8	22.225	1/2	12.700	CRSBE 14	CRSBCE 14	45	1/2 12.700	10 250	7/8 22.225
1	25.400	5/8	15.875	CRSBE 16	CRSBCE 16	90	5/8 15.875	12 300	1 25.400
1 1/8	28.575	5/8	15.875	CRSBE 18	CRSBCE 18	95	5/8 15.875	12 300	1 25.400
1 1/4	31.750	11/16	17.462	CRSBE 20	CRSBCE 20	150	3/4 19.050	14 360	1 1/4 31.750
1 3/8	34.925	11/16	17.462	CRSBE 22	CRSBCE 22	165	3/4 19.050	14 360	1 1/4 31.750
1 1/2	38.100	7/8	22.225	CRSBE 24	CRSBCE 24	260	7/8 22.225	20 500	1 1/2 38.100
1 5/8	41.275	7/8	22.225	CRSBE 26	CRSBCE 26	295	7/8 22.225	20 500	1 1/2 38.100
1 3/4	44.450	1	25.400	CRSBE 28	CRSBCE 28	405	1 25.400	20 500	1 3/4 44.450

(1)當使用機油潤滑時，極限回轉速為表列數值的130%。
With oil lubrication, 130% of the values given in the tables are permissible.

(2)帶密封環油脂潤滑的極限為表列數值的60%。
With grease lubrication, 60% of the value given in the tables are permissible for sealed executions.



尺寸 Dimensions						基本額定負荷 Basic load ratings		最大 工作荷重 Working load Max.	極限 回轉速 Limited Speed
d Thread	g	d1	ECC	t	H	動 Dynamic C lbf	靜 Static Co lbf	lbf	油脂潤滑 Grease rpm(1)
10-32UNF	1/4 6.350	—	0.01 0.25	3/8 9.525	1/8	1100 500	1170 530	350 160	13000
1/4-28UNF	5/16 7.938	—	0.015 0.38	7/16 11.112	1/8	1590 720	1940 880	600 270	10000
3/8-24UNF	3/8 9.525	3/16 4.762	0.015 0.38	1/2 12.700	3/16	2090 950	3150 1430	1320 600	7500
3/8-24UNF	3/8 9.525	3/16 4.762	0.015 0.38	1/2 12.700	3/16	2090 950	3150 1430	1320 600	7500
7/16-20UNF	1/2 12.700	3/16 4.762	0.03 0.76	1/2 12.700	1/4	3130 1420	4760 2160	1810 820	6000
7/16-20UNF	1/2 12.700	3/16 4.762	0.03 0.76	1/2 12.700	1/4	3130 1420	4760 2160	1810 820	6000
1/2-20UNF	5/8 15.875	3/16 4.762	0.03 0.76	5/8 15.875	1/4	4540 2060	8400 3810	2360 1070	4500
1/2-20UNF	5/8 15.875	3/16 4.762	0.03 0.76	5/8 15.875	1/4	4540 2060	8400 3810	2360 1070	4500
5/8-18UNF	3/4 19.050	3/16 4.762	0.03 0.76	3/4 19.050	5/16	6020 2730	10300 4670	3700 1680	4000
5/8-18UNF	3/4 19.050	3/16 4.762	0.03 0.76	3/4 19.050	5/16	6020 2730	10300 4670	3700 1680	4000
3/4-16UNF	7/8 22.225	3/16 4.762	0.03 0.76	7/8 22.225	5/16	8970 4070	14400 6530	5310 2410	3400

(3)1KgF=9.807 N=2.205 lbf 1lbf=0.454 KgF=4.448 N

英制 Inch Size

螺柄滾輪型

Stud type track rollers

英制六角孔_偏心型
With hexagonal socket-
eccentric collar

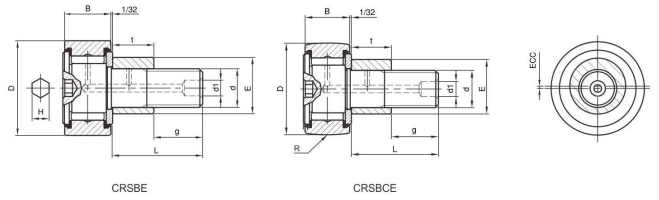


CRSBE
CRSBCE

滾輪外徑 Outer ring diameter		偏心環外徑 Eccentric collar outside diameter		軸承型號 Series 1/16 inch 帶密封環 With seals		單位重 Weight g	尺寸 Dimensions			
D 0 -0.001 inch	0 -0.025 mm	E ±0.001 inch	±0.025 mm	圓筒外輪 Cylindrical outer ring	球面外輪 Crowned outer ring R		B	R	L	
1	7/8	47.625	1	25.400	CRSBE 30	CRSBCE 30	460	1	20	1 3/4
								25.400	500	44.450
2	2	50.800	1 3/16	30.162	CRSBE 32	CRSBCE 32	645	1 1/4	24	2
								31.750	600	50.800
2	2 1/4	57.150	1 3/16	30.162	CRSBE 36	CRSBCE 36	775	1 1/4	24	2
								31.750	600	50.800
2	2 1/2	63.500	1 3/8	34.925	CRSBE 40	CRSBCE 40	1170	1 1/2	30	2 1/4
								38.100	760	57.150
2	2 3/4	69.850	1 3/8	34.925	CRSBE 44	CRSBCE 44	1365	1 1/2	30	2 1/4
								38.100	760	57.150
3	3	76.200	1 3/4	44.450	CRSBE 48	CRSBCE 48	1950	1 3/4	30	2 1/2
								44.450	760	63.500
3	3 1/4	82.550	1 3/4	44.450	CRSBE 52	CRSBCE 52	2230	1 3/4	30	2 1/2
								44.450	760	63.500
3	3 1/2	88.900	1 13/16	46.038	CRSBE 56	CRSBCE 56	3240	2	30	2 3/4
								50.800	760	69.850
4	4	101.600	2	50.800	CRSBE 64	CRSBCE 64	4960	2 1/4	30	3 1/2
								57.150	760	88.900

(1)當使用機油潤滑時，極限回轉速為表列數值的130%。
With oil lubrication, 130% of the values given in the tables are permissible.

(2)帶密封環油脂潤滑的極限為表列數值的60%。
With grease lubrication, 60% of the value given in the tables are permissible for sealed executions.



尺寸 Dimensions						基本額定負荷 Basic load ratings		最大 工作荷重 Working load Max.	極限 回轉速 Limited Speed
d Thread	g	d1	ECC	t	H	動 Dynamic C lbf	靜 Static Co lbf	lbf	rpm(1)
inch	inch mm	inch mm	inch mm	0 -0.01 inch 0 -0.25 mm	inch	kgf	kgf		
3/4-16UNF	7/8	3/16	0.03	7/8	5/16	8970	14400	5310	3400
	22.225	4.762	0.76	22.225		4070	6530	2410	
7/8-14UNF	1	3/16	0.03	1	7/16	11500	20500	7230	2600
	25.400	4.762	0.76	25.400		5220	9300	3280	
7/8-14UNF	1	3/16	0.03	1	7/16	11500	20500	7230	2600
	25.400	4.762	0.76	25.400		5220	9300	3280	
1-14UNS	1 1/8	3/16	0.03	1 1/8	1/2	13500	26800	9460	2400
	28.575	4.762	0.76	28.575		6120	12200	4290	
1-14UNS	1 1/8	3/16	0.03	1 1/8	1/2	13500	26800	9460	2400
	28.575	4.762	0.76	28.575		6120	12200	4290	
1 1/4-12UNF	1 1/4	1/4	0.06	1 1/4	5/8	18500	43900	14800	2200
	31.750	6.350	1.52	31.750		8390	19900	6710	
1 1/4-12UNF	1 1/4	1/4	0.06	1 1/4	5/8	18500	43900	14800	2200
	31.750	6.350	1.52	31.750		8390	19900	6710	
1 3/8-12UNF	1 3/8	1/4	0.06	1 3/8	5/8	23400	56400	17900	2000
	34.925	6.350	1.52	34.925		10600	25600	8120	
1 1/2-12UNF	1 1/2	1/4	0.06	2	3/4	28700	68400	21300	1700
	38.100	6.350	1.52	50.800		13000	31000	9660	

(3) 1Kg=9.807 N=2.205 lbf 1lbf=0.454 Kg=4.448 N

英制 Inch Size

螺柄滾輪型

Stud type track rollers

英制六角孔_偏心型
With hexagonal socket-
eccentric collar

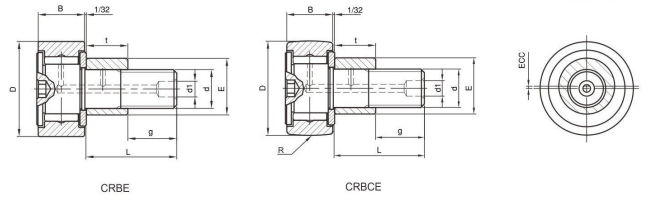


CRBE
CRBCE

滾輪外徑 Outer ring diameter		偏心環外徑 Eccentric collar outside diameter		軸承型號 Series 1/16 inch 無密封環 Without seals		單位重 Weight	尺寸 Dimensions		
D 0 -0.001 inch	0 -0.025 mm	E ±0.001 inch	±0.025 mm	圓筒外輪 Cylindrical outer ring	球面外輪 Crowned outer ring R		g	B inch 0 -0.13 mm	R inch mm
1/2	12.700	1/4	6.350	CRBE 8-1	CRBCE 8-1	20	3/8 9.525	7 177.8	5/8 15.875
5/8	15.875	3/8	9.525	CRBE 10-1	CRBCE 10-1	25	7/16 11.112	8 177.8	3/4 19.050
3/4	19.050	1/2	12.700	CRBE 12	CRBCE 12	45	1/2 12.700	10 254	7/8 22.225
7/8	22.225	1/2	12.700	CRBE 14	CRBCE 14	60	1/2 12.700	10 254	7/8 22.225
1	25.400	5/8	15.875	CRBE 16	CRBCE 16	105	5/8 15.875	12 304.8	1 25.400
1 1/8	28.575	5/8	15.875	CRBE 18	CRBCE 18	125	5/8 15.875	12 304.8	1 25.400
1 1/4	31.750	11/16	17.462	CRBE 20	CRBCE 20	190	3/4 19.050	14 355.6	1 1/4 31.750
1 3/8	34.925	11/16	17.462	CRBE 22	CRBCE 22	220	3/4 19.050	14 355.6	1 1/4 31.750
1 1/2	38.100	7/8	22.225	CRBE 24	CRBCE 24	335	7/8 22.225	20 508	1 1/2 38.100
1 5/8	41.275	7/8	22.225	CRBE 26	CRBCE 26	360	7/8 22.225	20 508	1 1/2 38.100
1 3/4	44.450	1	25.400	CRBE 28	CRBCE 28	480	1 25.400	20 508	1 3/4 44.450

(1)當使用機油潤滑時，極限回轉速為表列數值的130%。
With oil lubrication, 130% of the values given in the tables are permissible.

(2)帶密封環油脂潤滑的極限為表列數值的60%。
With grease lubrication, 60% of the value given in the tables are permissible for sealed executions.



尺寸 Dimensions						基本額定負荷 Basic load ratings		最大 工作荷重 Working load Max.	極限 回轉速 Limited Speed
d Thread	g	d1	ECC	t	H	動 Dynamic C lbf	靜 Static Co lbf	lbf	油脂潤滑 Grease rpm(1)
inch	inch mm	inch mm	inch mm	0 -0.01 inch 0 -0.25 mm	inch	kgf	kgf	kgf	
10-32UNF	1/4 6.350	—	0.01 0.254	3/8 9.525	1/8	1100 500	1170 530	350 160	13000
1/4-28UNF	5/16 7.938	—	0.015 0.381	7/16 11.112	1/8	1590 720	1940 880	600 270	10000
3/8-24UNF	3/8 9.525	3/16 4.762	0.015 0.381	1/2 12.700	3/16	2090 950	3150 1430	1320 600	7500
3/8-24UNF	3/8 9.525	3/16 4.762	0.015 0.381	1/2 12.700	3/16	2090 950	3150 1430	1320 600	7500
7/16-20UNF	1/2 12.700	3/16 4.762	0.03 0.762	1/2 12.700	1/4	3130 1420	4760 2160	1810 820	6000
7/16-20UNF	1/2 12.700	3/16 4.762	0.03 0.762	1/2 12.700	1/4	3130 1420	4760 2160	1810 820	6000
1/2-20UNF	5/8 15.875	3/16 4.762	0.03 0.762	5/8 15.875	1/4	4540 2060	8400 3810	2360 1070	4500
1/2-20UNF	5/8 15.875	3/16 4.762	0.03 0.762	5/8 15.875	1/4	4540 2060	8400 3810	2360 1070	4500
5/8-18UNF	3/4 19.050	3/16 4.762	0.03 0.762	3/4 19.050	5/16	6020 2730	10300 4670	3700 1680	4000
5/8-18UNF	3/4 19.050	3/16 4.762	0.03 0.762	3/4 19.050	5/16	6020 2730	10300 4670	3700 1680	4000
3/4-16UNF	7/8 22.225	3/16 4.762	0.03 0.762	7/8 22.225	5/16	8970 4070	14400 6530	5310 2410	3400

(3) 1Kg=9.807 N=2.205 lbf 1lbf=0.454 Kg=4.448 N

(4) 此系列產品，需經濟批單訂購生產
This series are produced by order.

英制 Inch Size

螺柄滾輪型

Stud type track rollers

英制六角孔_偏心型
With hexagonal socket-
eccentric collar

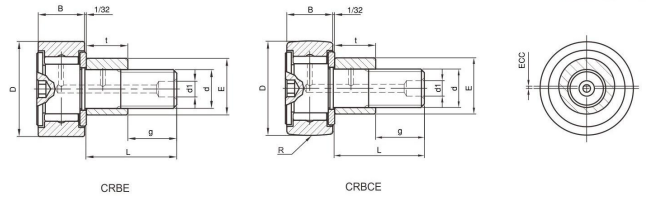


CRBE
CRBCE

滾輪外徑 Outer ring diameter		偏心環外徑 Eccentric collar outside diameter		軸承型號 Series 1/16 inch Without seals		單位重 Weight	尺寸 Dimensions		
D	E	D	E	圓筒外輪 Cylindrical outer ring	球面外輪 Crowned outer ring R		B	R	L
0 -0.001 inch	0 -0.025 mm	±0.001 inch	±0.025 mm			g	inch 0 -0.13 mm	inch mm	inch mm
1 7/8	47.625	1	25.400	CRBE 30	CRBCE 30	550	1	20	1 3/4
							25.400	508	44.450
2	50.800	1 3/16	30.163	CRBE 32	CRBCE 32	740	1 1/4	24	2
							31.750	609.6	50.800
2 1/4	57.150	1 3/16	30.163	CRBE 36	CRBCE 36	890	1 1/4	24	2
							31.750	609.6	50.800
2 1/2	63.500	1 3/8	34.925	CRBE 40	CRBCE 40	1280	1 1/2	30	2 1/4
							38.100	762	57.150
2 3/4	69.850	1 3/8	34.925	CRBE 44	CRBCE 44	1485	1 1/2	30	2 1/4
							38.100	762	57.150
3	76.200	1 3/4	44.450	CRBE 48	CRBCE 48	2115	1 3/4	30	2 1/2
							44.450	762	63.500
3 1/4	82.550	1 3/4	44.450	CRBE 52	CRBCE 52	2400	1 3/4	30	2 1/2
							44.450	762	63.500
3 1/2	88.900	1 13/16	46.038	CRBE 56	CRBCE 56	3240	2	30	2 3/4
							50.800	762	69.850
4	101.600	2	50.800	CRBE 64	CRBCE 64	4960	2 1/4	30	3 1/2
							57.150	762	88.900

(1)當使用機油潤滑時，極限回轉速為表列數值的130%。
With oil lubrication, 130% of the values given in the tables are permissible.

(2)帶密封環油脂潤滑的極限為表列數值的60%。
With grease lubrication, 60% of the value given in the tables are permissible for sealed executions.



尺寸 Dimensions						基本額定負荷 Basic load ratings		最大 工作荷重 Working load Max.	極限 回轉速 Limited Speed
d Thread	g	d1	ECC	t	H	動 Dynamic C lbf	靜 Static Co lbf	kgf	油脂潤滑 Grease rpm(1)
inch	inch mm	inch mm	inch mm	0 -0.01 inch 0 -0.25 mm	inch	kgf	kgf	kgf	
3/4-16UNF	7/8 22.225	3/16 4.762	0.03 0.762	7/8 22.225	5/16	8970 4070	14400 6530	5310 2410	3400
7/8-14UNF	1 25.400	3/16 4.762	0.03 0.762	1 25.400	7/16	11500 5220	20500 9300	7230 3280	2600
7/8-14UNF	1 25.400	3/16 4.762	0.03 0.762	1 25.400	7/16	11500 5220	20500 9300	7230 3280	2600
1-14UNS	1 1/8 28.575	3/16 4.762	0.03 0.762	1 1/8 28.575	1/2	13500 6120	26800 12200	9460 4290	2400
1-14UNS	1 1/8 28.575	3/16 4.762	0.03 0.762	1 1/8 28.575	1/2	13500 6120	26800 12200	9460 4290	2400
1 1/4-12UNF	1 1/4 31.750	1/4 6.350	0.06 1.524	1 1/4 31.750	5/8	18500 8390	43900 19900	14800 6710	2200
1 1/4-12UNF	1 1/4 31.750	1/4 6.350	0.06 1.524	1 1/4 31.750	5/8	18500 8390	43900 19900	14800 6710	2200
1 3/8-12UNF	1 3/8 34.925	1/4 6.350	0.06 1.524	1 3/8 34.925	5/8	23400 10600	56400 25600	17900 8120	2000
1 1/2-12UNF	1 1/2 38.100	1/4 6.350	0.06 1.524	2 50.800	3/4	28700 13000	68400 31000	21300 9660	1700

(3)1Kgf=9.807 N=2.205 lbf 1lbf=0.454 KgF=4.448 N

(4)此系列產品，需經濟批單訂購生產
This series are produced by order.

英制 Inch Size

螺柄滾輪型

Stud type track rollers

英制六角孔_重荷型
With hexagonal socket-
heavy duty

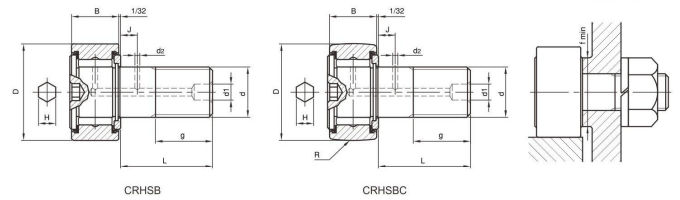


CRHSB
CRHSBC

滾輪外徑 Outer ring diameter?		軸承型號 Series 1/16 inch 帶密封環 With seals		單位重 Weight	尺寸 Dimensions			
D 0 -0.001 inch	0 -0.025 mm	圓筒外輪 Cylindrical outer ring	球面外輪 Crowned outer ring R		d	B	R	L
				g	±0.001 inch ±0.025 mm	inch 0 ^{+0.13} mm	inch mm	inch mm
1/2	12.700	CRHSB 8-1	CRHSBC 8-1	20	1/4 6.350	3/8 9.530	7 177.8	5/8 15.875
5/8	15.875	CRHSB 10-1	CRHSBC 10-1	25	5/16 7.938	7/16 11.112	8 203.2	3/4 19.050
3/4	19.050	CRHSB 12	CRHSBC 12	45	7/16 11.112	1/2 12.700	10 254	7/8 22.225
7/8	22.225	CRHSB 14	CRHSBC 14	60	7/16 11.112	1/2 12.700	10 254	7/8 22.225
1	25.400	CRHSB 16	CRHSBC 16	105	5/8 15.875	5/8 15.875	12 304.8	1 25.400
1 1/8	28.575	CRHSB 18	CRHSBC 18	125	5/8 15.875	5/8 15.875	12 304.8	1 25.400
1 1/4	31.750	CRHSB 20	CRHSBC 20	190	3/4 19.050	3/4 19.050	14 355.6	1 1/4 31.750
1 3/8	34.925	CRHSB 22	CRHSBC 22	220	3/4 19.050	3/4 19.050	14 355.6	1 1/4 31.750
1 1/2	38.100	CRHSB 24	CRHSBC 24	335	7/8 22.225	7/8 22.230	20 508	1 1/2 38.100
1 5/8	41.275	CRHSB 26	CRHSBC 26	360	7/8 22.225	7/8 22.230	20 508	1 1/2 38.100
1 3/4	44.450	CRHSB 28	CRHSBC 28	480	1 25.400	1 25.400	20 508	1 3/4 44.450

(1)當使用機油潤滑時，極限回轉速為表列數值的130%。
With oil lubrication, 130% of the values given in the tables are permissible.

(2)帶密封環油脂潤滑的極限為表列數值的60%。
With grease lubrication, 60% of the value given in the tables are permissible for sealed executions.



尺寸 Dimensions							基本額定負荷 Basic load ratings		最大 工作荷重 Working load Max.	極限 回轉速 Limited Speed
d Thread	g	d1	d2	J	H	f	動 Dynamic C lbf	靜 Static Co lbf	lbf	油脂潤滑 Grease rpm(1)
1/4-28UNF	1/4 6.350	—	—	—	1/8	13/32 10.319	1100 500	1170 530	640 290	10000
5/16-24UNF	5/16 7.938	—	—	—	1/8	15/32 11.906	1590 720	1940 880	900 410	7700
7/16-20UNF	3/8 9.525	3/16 4.762	3/32 2.381	1/4 6.350	3/16	39/64 15.478	2090 950	3150 1430	1500 680	5800
7/16-20UNF	3/8 9.525	3/16 4.762	3/32 2.381	1/4 6.350	3/16	39/64 15.478	2090 950	3150 1430	1740 790	5800
5/8-18UNF	1/2 12.700	3/16 4.762	3/32 2.381	1/4 6.350	1/4	25/32 19.844	3130 1420	4760 2160	2650 1200	4600
5/8-18UNF	1/2 12.700	3/16 4.762	3/32 2.381	1/4 6.350	1/4	25/32 19.844	3130 1420	4760 2160	2650 1200	4600
3/4-16UNF	5/8 15.875	3/16 4.762	3/32 2.381	5/16 7.938	1/4	63/64 25.003	4540 2060	8400 3810	4190 1900	3500
3/4-16UNF	5/8 15.875	3/16 4.762	3/32 2.381	5/16 7.938	1/4	63/64 25.003	4540 2060	8400 3810	4190 1900	3500
7/8-14UNF	3/4 19.050	3/16 4.762	3/32 2.381	3/8 9.525	5/16	1 3/32 27.781	6020 2730	10300 4670	5290 2400	3100
7/8-14UNF	3/4 19.050	3/16 4.762	3/32 2.381	3/8 9.525	5/16	1 3/32 27.781	6020 2730	10300 4670	5290 2400	3100
1-14UNS	7/8 22.225	3/16 4.762	3/32 2.381	7/16 11.112	5/16	1 1/4 31.75	8970 4070	14400 6530	7340 3340	2600

(3)1Kg=9.807 N=2.205 lbf 1lbf=0.454 Kg=4.448 N

英制 Inch Size

螺柄滾輪型

Stud type track rollers

英制六角孔_重荷型
With hexagonal socket-
heavy duty

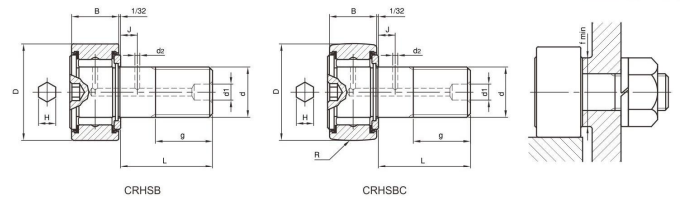
CRHSB
CRHSBC



滾輪外徑 Outer ring diameter		軸承型號 Series 1/16 inch 帶密封環 With seals		單位重 Weight	尺寸 Dimensions			
D	0	圓筒外輪 Cylindrical outer ring	球面外輪 Crowned outer ring R	g	d	B	R	L
-0.001 inch	-0.025 mm				±0.001inch ±0.025mm	inch 0 ^{+0.13} mm	inch mm	inch mm
1 7/8	47.625	CRHSB 30	CRHSBC 30	550	1	1	20	1 3/4
2	50.800	CRHSB 32	CRHSBC 32	740	25.400	25.400	508	44.450
					1 1/8	1 1/4	24	2
2 1/4	57.150	CRHSB 36	CRHSBC 36	890	28.575	31.750	609.6	50.800
					1 1/8	1 1/4	24	2
2 1/2	63.500	CRHSB 40	CRHSBC 40	1285	31.750	31.750	609.6	50.800
					1 1/4	1 1/2	30	2 1/4
2 3/4	69.850	CRHSB 44	CRHSBC 44	1485	31.750	38.100	762	57.150
					1 1/4	1 1/2	30	2 1/4
3	76.200	CRHSB 48	CRHSBC 48	2115	31.750	38.100	762	57.150
					1 1/2	1 3/4	30	2 1/2
3 1/4	82.550	CRHSB 52	CRHSBC 52	2400	38.100	44.450	762	63.500
					1 1/2	1 3/4	30	2 1/2
3 1/2	88.900	CRHSB 56	CRHSBC 56	3240	44.450	50.800	762	69.850
					2	2 1/4	30	3 1/2
4	101.600	CRHSB 64	CRHSBC 64	4960	50.800	57.150	762	88.900

(1)當使用機油潤滑時，極限回轉速為表列數值的130%。
With oil lubrication, 130% of the values given in the tables are permissible.

(2)帶密封環油脂潤滑的極限為表列數值的60%。
With grease lubrication, 60% of the value given in the tables are permissible for sealed executions.



尺寸 Dimensions						基本額定負荷 Basic load ratings		最大 工作荷重 Working load Max.	極限 回轉速 Limited Speed	
d Thread	g	d1	d2	J	H	f	動Dynamic C lbf	靜Static Co lbf	油脂潤滑 Grease	
inch	inch mm	inch mm	inch mm	inch mm	inch	inch mm	kgf	kgf	rpm(1)	
1-14UNS	7/8	3/16	3/32	7/16	5/16	1 1/4	8970	14400	7340	2600
1 1/8-12UNF	1	3/16	3/32	1/2	7/16	1 13/32	11500	20500	10500	2000
	25.400	4.762	2.381	12.700	35.719	5220	9300	4770		
1 1/8-12UNF	1	3/16	3/32	1/2	7/16	1 13/32	11500	20500	10500	2000
	25.400	4.762	2.381	12.700	35.719	5220	9300	4770		
1 1/4-12UNF	1 1/8	3/16	1/8	9/16	1/2	1 11/16	13500	26800	14200	1800
	28.575	4.762	3.175	14.288	42.863	6120	12200	6450		
1 1/4-12UNF	1 1/8	3/16	1/8	9/16	1/2	1 11/16	13500	26800	14200	1800
	28.575	4.762	3.175	14.288	42.863	6120	12200	6450		
1 1/2-12UNS	1 1/4	1/4	1/8	5/8	5/8	2 1/8	18500	43900	20700	1700
	31.750	6.350	3.175	15.875	53.975	8390	19900	9410		
1 1/2-12UNS	1 1/4	1/4	1/8	5/8	5/8	2 1/8	18500	43900	20700	1700
	31.750	6.350	3.175	15.875	53.975	8390	19900	9410		
1 3/4-12UNF	1 3/8	1/4	1/8	11/16	5/8	2 7/16	23400	56400	27300	1500
	34.925	6.350	3.175	17.462	61.913	10600	25600	12400		
2-12UNF	1 1/2	1/4	1/8	3/4	3/4	2 51/64	28700	68400	34400	1300
	38.100	6.350	3.175	19.050	71.041	13000	31000	15600		

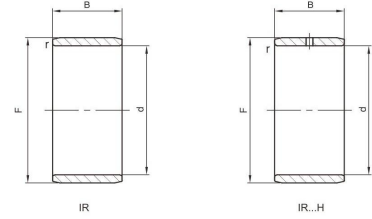
(3)1Kg=9.807 N=2.205 lbf 1lbf=0.454 Kg=4.448 N



軸徑	軸承型號 Series	單位重 Weight	r	配合軸承型號 Suitable Bearing Designaton
mm	IR d X F X B	g	min.	
8	IR 8 X 12 X 10	4.8	0.3	
	※IR 8 X 12 X 10.5	4.9	0.3	
	※IR 8 X 12 X 26.5	5.2	0.3	
9	IR 9 X 12 X 12	4.4	0.3	RNAO 12X22X12 ; NK 12/12
	IR 9 X 12 X 16	6	0.3	NK 12/16
10	IR 10 X 13 X 12.5	5.2	0.3	
	IR 10 X 14 X 12	7.3	0.3	
	IR 10 X 14 X 12.5	7.5	0.3	
	IR 10 X 14 X 13	7.4	0.3	RNA 4900
	IR 10 X 14 X 14H	8.2	0.3	RNA 4900-2RS
	IR 10 X 14 X 16	9.2	0.3	NK 14/16
	IR 10 X 14 X 16.5	9.4	0.3	
	IR 10 X 14 X 20	11.5	0.3	NK 14/20
	※IR 10 X 15 X 10.5	7.9	0.3	
	IR 10 X 15 X 12.5	8.1	0.3	
	IR 10 X 15 X 13	8.1	0.3	

(1) 軸承型號後綴H表示有一個油孔。
H-With lubrication hole

(2) 標※者為非暢銷規格品，需經濟批量訂購生產。
Marked ※ are produced by order.



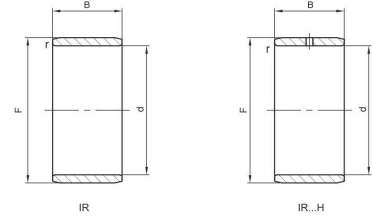
軸徑	軸承型號 Series	單位重 Weight	r	配合軸承型號 Suitable Bearing Designaton
mm	IR d X F X B	g	min.	
10	※IR 10 X 15 X 20.5	15.5	0.3	
	※IR 10 X 15 X 25.5	19.3	0.3	
12	IR 12 X 15 X 12.5	6.1	0.3	
	IR 12 X 15 X 16	7.6	0.3	
	IR 12 X 15 X 16.5	8.1	0.3	
	IR 12 X 15 X 22.5	10.9	0.3	
	IR 12 X 16 X 12	7.9	0.3	RNAO 16X28X12
	IR 12 X 16 X 12.5	8.5	0.3	
	IR 12 X 16 X 13	8.5	0.3	RNA4901 ; RNAO 16X24X13
	IR 12 X 16 X 14H	9.4	0.3	RNA 4901-2RS
	IR 12 X 16 X 16	10.7	0.3	NK 16/16
	※IR 12 X 16 X 16.5	11.2	0.3	
	IR 12 X 16 X 20	13.5	0.3	RNAO 16X24X20W ; NK 16/20
	IR 12 X 16 X 20.5	13.9	0.3	
	IR 12 X 16 X 22	14.9	0.3	RNA 6901
	※IR 12 X 16 X 22.5	15.2	0.3	



軸徑	軸承型號 Series	單位重 Weight	r	配合軸承型號 Suitable Bearing Designaton
mm	IR d X F X B	g	min.	
12	※IR 12 X 17 X 15.5	13.6	0.3	
	※IR 12 X 17 X 20.5	18	0.3	
	※IR 12 X 17 X 25.5	19	0.3	
14	IR 14 X 17 X 17	9.5	0.3	
15	IR 15 X 18 X 12.5	7.2	0.3	
	IR 15 X 18 X 15.5	9.3	0.3	
	IR 15 X 18 X 16.5	9.8	0.3	
	※IR 15 X 18 X 25.5	15.2	0.3	
	IR 15 X 19 X 16	12.9	0.3	NK 19/16
	IR 15 X 19 X 16.5	13.6	0.3	
	IR 15 X 19 X 20	16	0.3	NK 19/20
	IR 15 X 19 X 20.5	16.5	0.3	
	IR 15 X 20 X 12	12.2	0.3	RNAO 20X32X12
	IR 15 X 20 X 13	13.5	0.3	RNA 4902 ; RNAO 20X28X13
	IR 15 X 20 X 14H	14.6	0.3	RNA 4902-2RS
	IR 15 X 20 X 15.5	16.4	0.3	

(1) 軸承型號後綴H表示有一個油孔。
H-With lubrication hole

(2) 標※者為非暢銷規格品，需經濟批量訂購生產。
Marked ※ are produced by order.



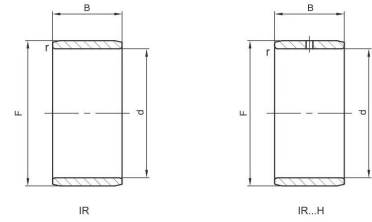
軸徑	軸承型號 Series	單位重 Weight	r	配合軸承型號 Suitable Bearing Designaton
mm	IR d X F X B	g	min.	
15	IR 15 X 20 X 18	19.5	0.3	RNA 5902
	IR 15 X 20 X 20.5	21.5	0.3	
	IR 15 X 20 X 23	24.4	0.3	RNA 6902
	※IR 15 X 20 X 30.5	27.5	0.3	
17	IR 17 X 20 X 16.5	11.1	0.3	
	IR 17 X 20 X 20	13.5	0.3	
	IR 17 X 20 X 20.5	13.8	0.3	
	IR 17 X 20 X 30.5	20.5	0.3	
	IR 17 X 21 X 16	15	0.3	NK 21/16
	※IR 17 X 21 X 16.5	15.5	0.3	
	IR 17 X 21 X 20	18	0.3	NK 21/20
	IR 17 X 22 X 13	14.9	0.3	RNA 4903 ; RNAO 22X30X13
	IR 17 X 22 X 14H	16.4	0.3	RNA 4903-2RS
	※IR 17 X 22 X 15.5	18.3	0.3	
	IR 17 X 22 X 16	18.4	0.3	
	※IR 17 X 22 X 16.5	19.1	0.3	



軸徑	軸承型號 Series	單位重 Weight	r	配合軸承型號 Suitable Bearing Designaton
mm	IR d X F X B	g	min.	
17	※IR 17 X 22 X 18	20.5	0.3	
	IR 17 X 22 X 23	27.1	0.3	RNA 6903
	※IR 17 X 22 X 25.5	29.3	0.3	
	IR 17 X 24 X 20	33.8	0.3	NKS 24
20	IR 20 X 24 X 16	15	0.3	NK 24/16
	※IR 20 X 24 X 16.5	17.5	0.3	
	IR 20 X 24 X 20	20.5	0.3	NK 24/20
	IR 20 X 24 X 20.5	22	0.3	
	IR 20 X 25 X 12	15.8	0.3	
	IR 20 X 25 X 12.5	16.3	0.3	
	IR 20 X 25 X 15.5	21	0.3	
	IR 20 X 25 X 16	22	0.3	RNAO 25X37X16
	IR 20 X 25 X 17	23	0.3	RNA 4904 ; RNAO 25X35X17
	IR 20 X 25 X 18H	24.5	0.3	RNA 4904-2RS
	IR 20 X 25 X 20.5	27.5	0.3	
	IR 20 X 25 X 23	31	0.3	RNA 5904

(1) 軸承型號後綴H表示有一個油孔。
H-With lubrication hole

(2) 標※者為非暢銷規格品，需經濟批量訂購生產。
Marked ※ are produced by order.



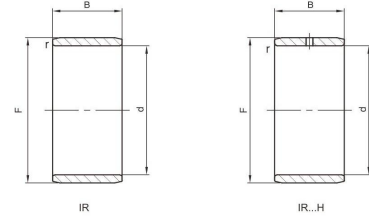
軸徑	軸承型號 Series	單位重 Weight	r	配合軸承型號 Suitable Bearing Designaton
mm	IR d X F X B	g	min.	
20	IR 20 X 25 X 25.5	34.5	0.3	
	IR 20 X 25 X 26	36	0.3	
	IR 20 X 25 X 30	40.4	0.3	RNA 6904
	IR 20 X 25 X 30.5	41	0.3	
	IR 20 X 25 X 32	44	0.3	RNAO 25X37X32W
	※IR 20 X 28 X 20	45.2	0.3	NKS 28
22	IR 22 X 26 X 16	18.2	0.3	NK 26/16
	※IR 22 X 26 X 16.5	19.5	0.3	
	IR 22 X 26 X 20	23	0.3	NK 26/20
	※IR 22 X 26 X 20.5	24.5	0.3	
	IR 22 X 28 X 17	29.5	0.3	RNA 49/22
	IR 22 X 28 X 20	36	0.3	
	※IR 22 X 28 X 20.5	37	0.3	
	IR 22 X 28 X 30	54.4	0.3	RNA 69/22
	※IR 22 X 28 X 30.5	55	0.3	
25	IR 25 X 29 X 15	22	0.3	NK 29X38X15



軸徑	軸承型號 Series	單位重 Weight	r	配合軸承型號 Suitable Bearing Designaton
mm	IR d X F X B	g	min.	
25	IR 25 X 29 X 20	25.9	0.3	NK 29/20
	※IR 25 X 29 X 20.5	38	0.3	
	IR 25 X 29 X 30	39.9	0.3	NK 29/30
	※IR 25 X 29 X 30.5	40	0.3	
	IR 25 X 30 X 15.5	24.5	0.3	
	IR 25 X 30 X 16	25.7	0.3	RNAO 30X42X16
	IR 25 X 30 X 17	27.4	0.3	RNA 4905 ; RNAO 30X40X17
	IR 25 X 30 X 18H	29.8	0.3	RNA 4905-2RS
	IR 25 X 30 X 20	32.8	0.3	
	IR 25 X 30 X 20.5	33.4	0.3	
	IR 25 X 30 X 23	38	0.3	RNA 5905
	IR 25 X 30 X 25.5	42.5	0.3	
	IR 25 X 30 X 26	44	0.3	RNAO 30X40X26W
	IR 25 X 30 X 30	53	0.3	RNA 6905
	IR 25 X 30 X 30.5	54	0.3	
※IR 25 X 30 X 32	56	0.3	RNAO 30X42X32W	

(1) 軸承型號後綴H表示有一個油孔。
H-With lubrication hole

(2) 標※者為非暢銷規格品，需經濟批量訂購生產。
Marked ※ are produced by order.



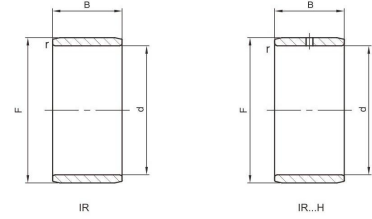
軸徑	軸承型號 Series	單位重 Weight	r	配合軸承型號 Suitable Bearing Designaton
mm	IR d X F X B	g	min.	
25	※IR 25 X 32 X 22	52.5	0.3	NKS 32
28	IR 28 X 32 X 17	24.5	0.3	RNA 49/28
	IR 28 X 32 X 20	28.5	0.3	NK 32/20
	IR 28 X 32 X 20.5	29.5	0.3	
	IR 28 X 32 X 30	43.5	0.3	RNA 69/28 ; NK 32/30
	※IR 28 X 32 X 30.5	44.5	0.3	
30	IR 30 X 35 X 12.5	24	0.3	
	IR 30 X 35 X 13	25	0.3	RNAO 35X45X13
	IR 30 X 35 X 16	34	0.3	RNAO 35X47X16
	IR 30 X 35 X 17	36	0.3	RNA 4906 ; RNAO 35X45X17
	IR 30 X 35 X 18	35.1	0.3	RNAO 35X47X18
	IR 30 X 35 X 18H	35.1	0.3	RNA 4906-2RS
	IR 30 X 35 X 20	39	0.3	NK 35/20
	IR 30 X 35 X 20.5	40	0.3	
	IR 30 X 35 X 23	49	0.3	
	※IR 30 X 35 X 26	50.4	0.3	RNAO 35X45X26W



軸徑	軸承型號 Series	單位重 Weight	r	配合軸承型號 Suitable Bearing Designaton
mm	IR d X F X B	g	min.	
30	IR 30 X 35 X 30	58.5	0.3	RNA 6906 ; NK 35/30
	※IR 30 X 35 X 30.5	59.5	0.3	
	IR 30 X 35 X 32	64	0.3	
	※IR 30 X 37 X 18	50	0.3	RNAO 37X52X18
	※IR 30 X 37 X 22	61.6	0.3	NKS 37
32	IR 32 X 37 X 20	43	0.6	NK 37/20
	※IR 32 X 37 X 20.5	44	0.6	
	IR 32 X 37 X 30	62	0.6	NK 37/30
	※IR 32 X 37 X 30.5	63	0.6	
	IR 32 X 40 X 20	69	0.6	RNA 49/32
35	IR 32 X 40 X 36	123	0.6	RNA 69/32
	※IR 35 X 40 X 17	37.8	0.6	RNAO 40X50X17
	IR 35 X 40 X 20	46	0.6	RNAO 40X55X20 ; NK 40/20
	IR 35 X 40 X 20.5	47	0.6	
	IR 35 X 40 X 30	67	0.6	NK 40/30
IR 35 X 40 X 30.5	69	0.6		

(1) 軸承型號後綴H表示有一個油孔。
H-With lubrication hole

(2) 標※者為非暢銷規格品，需經濟批量訂購生產。
Marked ※ are produced by order.



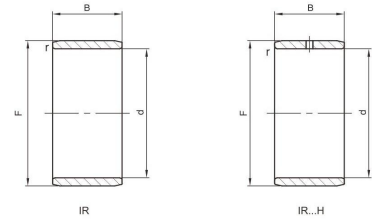
軸徑	軸承型號 Series	單位重 Weight	r	配合軸承型號 Suitable Bearing Designaton
mm	IR d X F X B	g	min.	
35	IR 35 X 42 X 20	63.9	0.6	RNA 4907
	IR 35 X 42 X 21H	68	0.6	RNA 4907-2RS
	IR 35 X 42 X 36	117	0.6	RNA 6907
	※IR 35 X 43 X 22	82	0.6	NKS 43
38	IR 38 X 43 X 20	48.1	0.6	NK 43/20
	IR 38 X 43 X 30	73.6	0.6	NK 43/30
40	IR 40 X 45 X 17	42.5	0.6	RNAO 45X55X17
	IR 40 X 45 X 20	51	0.6	NK 45/20
	IR 40 X 45 X 20.5	52.5	0.6	
	※IR 40 X 45 X 25.5	65.5	0.6	
	IR 40 X 45 X 30	77	0.6	NK 45/30
	IR 40 X 45 X 30.5	78.5	0.6	
	IR 40 X 48 X 22	91.6	0.6	RNA 4908
	IR 40 X 48 X 23H	97.5	0.6	RNA 4908-2RS
IR 40 X 48 X 30	123	0.6	RNA 5908	
	IR 40 X 48 X 40	170	0.6	RNA 6908



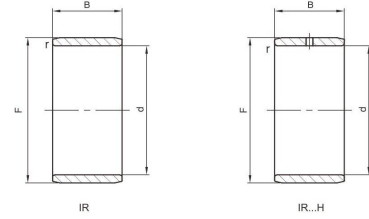
軸徑	軸承型號 Series	單位重 Weight	r	配合軸承型號 Suitable Bearing Designaton
mm	IR d X F X B	g	min.	
40	IR 40 X 50 X 20	106	0.6	RNAO 50X65X20
	IR 40 X 50 X 22	118	0.6	NKS 50
42	IR 42 X 47 X 20	52.8	0.6	NK 47/20
	IR 42 X 47 X 30	81	0.6	NK 47/30
45	IR 45 X 50 X 20	58	0.6	
	IR 45 X 50 X 25	71	0.6	NK 50/25
	※IR 45 X 50 X 25.5	73	0.6	
	IR 45 X 50 X 35	98	0.6	NK 50/35
	※IR 45 X 50 X 40.5	117	0.6	
	IR 45 X 52 X 22	89	0.6	RNA 4909
	IR 45 X 52 X 23H	93.9	0.6	RNA 4909-2RS
	IR 45 X 52 X 30	123	0.6	RNA 5909
	IR 45 X 52 X 40	164	0.6	RNA 6909
	※IR 45 X 55 X 22	129	0.6	NKS 55
50	※IR 50 X 55 X 20	62.5	0.6	RNAO 55X68X20
	IR 50 X 55 X 20.5	64	0.6	

(1) 軸承型號後綴H表示有一個油孔。
H-With lubrication hole

(2) 標※者為非暢銷規格品，需經濟批量訂購生產。
Marked ※ are produced by order.



軸徑	軸承型號 Series	單位重 Weight	r	配合軸承型號 Suitable Bearing Designaton
mm	IR d X F X B	g	min.	
50	IR 50 X 55 X 25	78	0.6	NK 55/25
	IR 50 X 55 X 25.5	80	0.6	
	IR 50 X 55 X 35	112	0.6	NK 55/35
	IR 50 X 58 X 22	115	0.6	RNA 4910
	IR 50 X 58 X 23H	119	0.6	RNA 4910-2RS
	IR 50 X 58 X 30	159	0.6	RNA 5910
	IR 50 X 58 X 40	208	0.6	RNA 6910
	IR 50 X 60 X 20	128	0.6	RNAO 60X78X20
	IR 50 X 60 X 28	181	0.6	NKS 60
	※IR 50 X 60 X 40	265	0.6	RNAO 60X78X40W
55	※IR 50 X 60 X 40.5	270	0.6	
	IR 55 X 60 X 25	85.5	0.6	NK 60/25
	IR 55 X 60 X 35	121	0.6	NK 60/35
	IR 55 X 63 X 25	141	1.0	RNA 4911
	IR 55 X 63 X 45	256	1.0	RNA 6911
※IR 55 X 65 X 28	198	1.0	NKS 65	



軸徑	軸承型號 Series	單位重 Weight	r	配合軸承型號 Suitable Bearing Designaton
mm	IR d X F X B	g	min.	
55	※IR 55 X 65 X 30	220	1.0	RNAO 65X85X30
	IR 60 X 68 X 25	152	1.0	RNA 4912 ; NK 68/25
60	※IR 60 X 68 X 35	213	1.0	NK 68/35
	IR 60 X 68 X 45	276	1.0	RNA 6912
	※IR 60 X 70 X 28	235	1.0	NKS 70
	※IR 60 X 70 X 30	240	1.0	RNAO 70X90X30
	IR 65 X 72 X 25	141	1.0	RNA 4913
65	IR 65 X 72 X 45	259	1.0	RNA 6913
	※IR 65 X 73 X 25	164	1.0	NK 73/25
	※IR 65 X 73 X 35	231	1.0	NK 73/35
	IR 70 X 80 X 25	221	1.0	NK 80/25
70	IR 70 X 80 X 30	267	1.0	RNA 4914 ; RNAO 80X100X30
	※IR 70 X 80 X 35	312	1.0	NK 80/35
	IR 70 X 80 X 54	488	1.0	RNA 6914
	※IR 75 X 85 X 25	238	1.0	RNAO 85X105X25 ; NK 85/25
75	※IR 75 X 85 X 30	287	1.0	RNA 4915

(1) 軸承型號後綴H表示有一個油孔。
H-With lubrication hole

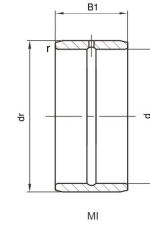
(2) 標※者為非暢銷規格品，需經濟批量訂購生產。
Marked ※ are produced by order.

軸徑	軸承型號 Series	單位重 Weight	r	配合軸承型號 Suitable Bearing Designaton
mm	IR d X F X B	g	min.	
75	※IR 75 X 85 X 35	336	1.0	NK 85/35
	※IR 75 X 85 X 54	520	1.0	RNA 6915
80	※IR 80 X 90 X 25	253	1.0	NK 90/20
	※IR 80 X 90 X 30	304	1.0	RNA 4916 ; RNAO 90X110X30
	※IR 80 X 90 X 35	355	1.0	NK 90/35
	※IR 80 X 90 X 54	556	1.0	RNA 6916
	IR 85 X 95 X 26	277	1.0	NK 95/26
85	※IR 85 X 95 X 36	388	1.0	NK 95/36
	※IR 85 X 100 X 35	582	1.0	RNA 4917
	※IR 85 X 100 X 63	1054	1.0	RNA 6917
	IR 90 X 100 X 26	294	1.0	NK 100/26
90	※IR 90 X 100 X 30	340	1.0	RNAO 100X120X30
	※IR 90 X 100 X 36	406	1.0	NK 100/36

英制 Inch Size

內輪
Inner rings
MI

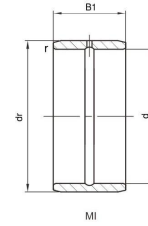
軸徑 d		軸承型號 Series	單位重 Weight	配合軸承型號 Suitable Bearing Designaton
mm	inch			
		標準尺寸 Standar size 1/16 inch	g	
9.525	3/8	MI 061012	23	MR 101812
		MI 061016	30	MR 101816
12.700	1/2	MI 081212	23	MR 122012
		MI 081216	30	MR 122016
15.875	5/8	MI 101412	27	MR 142212
		MI 101416	36	MR 142216
19.050	3/4	MI 121612	32	MR 162412
		MI 121616	46	MR 162416
22.225	7/8	MI 141816	50	MR 182616
		MI 141820	59	MR 182620
25.400	1	MI 162016	59	MR 202816
		MI 162020	73	MR 202820
28.575	1 1/8	MI 182216	64	MR 223016
		MI 182220	77	MR 223020
31.750	1 1/4	MI 202416	87	MR 243316
		MI 202420	100	MR 243320



尺寸 Dimensions						
D		F		B1		r
mm	inch	mm	inch	mm	inch	min.
9.525	3/8	15.875	5/8	19.30	0.76	0.6
9.525	3/8	15.875	5/8	25.65	1.01	0.6
12.700	1/2	19.050	3/4	19.30	0.76	1
12.700	1/2	19.050	3/4	25.65	1.01	1
15.875	5/8	22.225	7/8	19.30	0.76	1
15.875	5/8	22.225	7/8	25.65	1.01	1
19.050	3/4	25.400	1	19.30	0.76	1
19.050	3/4	25.400	1	25.65	1.01	1
22.225	7/8	28.575	1 1/8	25.65	1.01	1
22.225	7/8	28.575	1 1/8	32.00	1.26	1
25.400	1	31.750	1 1/4	25.65	1.01	1
25.400	1	31.750	1 1/4	32.00	1.26	1
28.575	1 1/8	34.925	1 3/8	25.65	1.01	1
28.575	1 1/8	34.925	1 3/8	32.00	1.26	1
31.750	1 1/4	38.100	1 1/2	25.65	1.01	1.5
31.750	1 1/4	38.100	1 1/2	32.00	1.26	1.5



軸徑 d		軸承型號 Series	單位重 Weight	配合軸承型號 Suitable Bearing Designaton
mm	inch	標準尺寸 Standard size 1/16 inch	g	
33.338	1 5/16	MI 212616	91	MR 263516
		MI 212620	118	MR 263520
34.925	1 3/8	MI 222816	120	MR 283716
		MI 222820	145	MR 283720
39.688	1 9/16	MI 253020	136	MR 303920
41.275	1 5/8	MI 263216	136	MR 324116
		MI 263220	173	MR 324120
44.450	1 3/4	MI 283624	286	MR 364824
		MI 283628	336	MR 364828
50.800	2	MI 324024	336	MR 405224
		MI 324028	395	MR 405228
57.150	2 1/4	MI 364424	375	MR 445624
		MI 364428	440	MR 445628
63.500	2 1/2	MI 404824	410	MR 486024
		MI 404828	480	MR 486028



尺寸 Dimensions						
D		F		B1		r
mm	inch	mm	inch	mm	inch	min.
33.338	1 5/16	41.275	1 5/8	25.65	1.01	1.5
33.338	1 5/16	41.275	1 5/8	32.00	1.26	1.5
34.925	1 3/8	44.450	1 3/4	25.65	1.01	1.5
34.925	1 3/8	44.450	1 3/4	32.00	1.26	1.5
39.688	1 9/16	47.625	1 7/8	32.00	1.26	1.5
41.275	1 5/8	50.800	2	25.65	1.01	1.5
41.275	1 5/8	50.800	2	32.00	1.26	1.5
44.450	1 3/4	57.150	2 1/4	38.35	1.51	1.5
44.450	1 3/4	57.150	2 1/4	44.70	1.76	1.5
50.800	2	63.500	2 1/2	38.35	1.51	2
50.800	2	63.500	2 1/2	44.70	1.76	2
57.150	2 1/4	69.850	2 3/4	38.35	1.51	2
57.150	2 1/4	69.850	2 3/4	44.70	1.76	2
63.500	2 1/2	76.200	3	38.35	1.51	2
63.500	2 1/2	76.200	3	44.70	1.76	2

珠巢型

Needle roller and cage assemblies
一般工業用
For industrial purpose

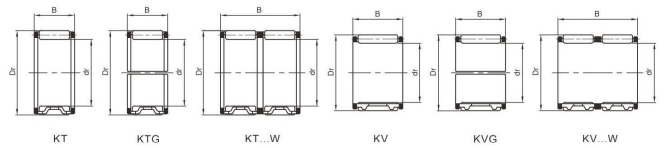


KT KTG
KT...W KTG...W
KV KVG
KV...W KVG...W

配合軸徑 Suitable diameter	軸承型號 Series	單位重 Weight	基本額定負荷 Basic load ratings		極限回轉速 Limited Speed
			動 Dynamic C kgf	靜 Static Co kgf	
mm	K dr X Dr X B	g			機油潤滑 Oil rpm(2)
8	KV 8 X 11 X 8	2	300	280	32000
	KV 8 X 11 X 10	3	340	330	32000
	KV 8 X 11 X 13	4	420	430	32000
	KV 8 X 12 X 8	3	380	320	32000
	KV 8 X 12 X 10	4	480	430	32000
9	KV 9 X 13 X 10	3	470	430	31000
	KV 9 X 13 X 12.5	4	570	550	31000
10	KV 10 X 13 X 10	3	390	420	29000
	KV 10 X 13 X 13	4	520	600	29000
	KV 10 X 13 X 16	5	450	500	29000
	KV 10 X 14 X 12.5	5	670	700	29000
	KV 10 X 14 X 14	6	670	700	29000
11	KV 11 X 14 X 13	4	580	720	28000
	KV 11 X 15 X 12.5	4	620	640	28000
12	KV 12 X 15 X 10	4	540	630	27000
	KV 12 X 15 X 12.5	5	640	780	27000

(1)除了標準的型號之外，SYI亦接受訂製特殊的尺寸規格。特殊型號標示為K drXDrXB例如K 20X26X15。
Other than the series shown above, custom-made orders are available according to the series number K drXDrXB.

(2)當使用油脂潤滑時，極限回轉速為表列數值的60%。
With grease lubrication, 60% of the values given in the tables are permissible.



配合軸徑 Suitable diameter	軸承型號 Series	單位重 Weight	基本額定負荷 Basic load ratings		極限回轉速 Limited Speed
			動 Dynamic C kgf	靜 Static Co kgf	
mm	K dr X Dr X B	g			機油潤滑 Oil rpm(2)
12	KV 12 X 15 X 14.5	5	620	800	27000
	KV 12 X 15 X 15	5	620	800	27000
	KV 12 X 15 X 16.5	5	670	800	27000
	KV 12 X 15 X 17.2	6	670	880	27000
	KV 12 X 15 X 20W	8	430	1010	27000
	KV 12 X 16 X 12	5	560	580	27000
	KV 12 X 16 X 13	6	620	650	27000
	KV 12 X 16 X 15	8	710	790	27000
	KV 12 X 16 X 16	8	820	950	27000
	KT 12 X 17 X 10	7	630	590	26000
	KV 12 X 17 X 14.5	9	920	960	26000
13	KT 12 X 18 X 12	8	1010	990	26000
	KV 13 X 16 X 14	7	630	850	25000
14	KV 13 X 17 X 17.5	10	930	1150	25000
	KV 14 X 17 X 10	6	550	720	25000
14	KV 14 X 17 X 15	9	600	810	25000

珠巢型

Needle roller and cage assemblies
一般工業用
For industrial purpose

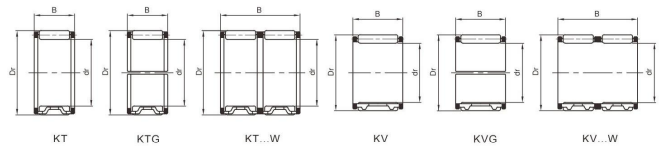


KT KTG
KT...W KTG...W
KV KVG
KV...W KVG...W

配合軸徑 Suitable diameter	軸承型號 Series	單位重 Weight	基本額定負荷 Basic load ratings		極限回轉速 Limited Speed
			動 Dynamic C kgf	靜 Static Co kgf	
mm	K dr X Dr X B	g			機油潤滑 Oil rpm(2)
14	KV 14 X 18 X 10	7	560	610	25000
	KT 14 X 18 X 10	7	660	750	25000
	KV 14 X 18 X 13	8	700	800	25000
	KV 14 X 18 X 15	8	810	970	25000
	KV 14 X 18 X 16	9	930	1160	25000
	KV 14 X 18 X 16.5	9	930	1160	25000
	KV 14 X 18 X 17	10	990	1250	37000
	KV 14 X 18 X 17.5	10	870	1070	25000
	KV 14 X 18 X 19	10	1040	1350	25000
	KV 14 X 18 X 20	11	990	1250	25000
	KV 14 X 18 X 22	11	1100	1440	25000
	KV 14 X 18 X 24W	14	1210	1630	25000
	KT 14 X 19 X 10	8	710	710	25000
	KT 14 X 19 X 12	9	820	860	25000
	KV 14 X 19 X 17.1	13	1130	1290	25000
	KV 14 X 19 X 20	15	1310	1580	25000

(1)除了標準的型號之外，SYI亦接受訂製特殊的尺寸規格。特殊型號標示為K drXDrXB例如K 20X26X15。
Other than the series shown above, custome-made orders are available according to the series number K drXDrXB.

(2)當使用油脂潤滑時，極限回轉速為表列數值的60%。
With grease lubrication, 60% of the values given in the tables are permissible.



配合軸徑 Suitable diameter	軸承型號 Series	單位重 Weight	基本額定負荷 Basic load ratings		極限回轉速 Limited Speed
			動 Dynamic C kgf	靜 Static Co kgf	
mm	K dr X Dr X B	g			機油潤滑 Oil rpm(2)
14	KT 14.1 X 20.1 X 12	9	1030	1050	24000
	KV 15 X 18 X 22W	9	940	1460	24000
15	KV 15 X 19 X 13	9	780	960	24000
	KV 15 X 19 X 17	9	970	1260	24000
	KV 15 X 19 X 19	10	970	1260	24000
	KV 15 X 19 X 19.5	10	1090	1460	24000
	KV 15 X 19 X 20	11	1150	1580	24000
	KV 15 X 19 X 22W	13	1180	1630	24000
	KT 15 X 20 X 10	10	740	760	24000
	KT 15 X 21 X 10	12	820	780	24000
	KT 15 X 21 X 21	16	1700	2000	24000
	16	KV 16 X 20 X 10	6	590	670
KV 16 X 20 X 12		8	720	870	24000
KV 16 X 20 X 13		8	780	970	24000
KV 16 X 20 X 17		10	970	1280	24000
KV 16 X 20 X 19		11	1090	1480	24000

珠巢型

Needle roller and cage assemblies
一般工業用
For industrial purpose

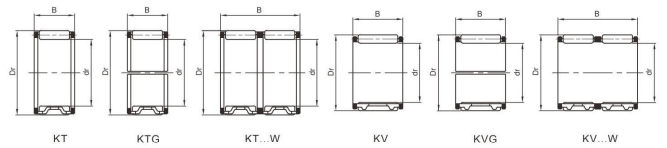


KT KTG
KT...W KTG...W
KV KVG
KV...W KVG...W

配合軸徑 Suitable diameter	軸承型號 Series	單位重 Weight	基本額定負荷 Basic load ratings		極限回轉速 Limited Speed
			動 Dynamic C kgf	靜 Static Co kgf	
mm	K dr X Dr X B	g			機油潤滑 Oil rpm(2)
16	KV 16 X 20 X 20	11	1140	1580	24000
	KV 16 X 20 X 22	13	1260	1760	24000
	KV 16 X 20 X 22.5	13	1030	1370	24000
	KV 16 X 20 X 23	14	1080	1460	24000
	KV 16 X 20 X 24	14	1370	1990	24000
	KT 16 X 21 X 10	7	840	920	24000
	KV 16 X 21 X 19	15	1190	1430	24000
	KV 16 X 21 X 20	15	1410	1780	24000
	KV 16 X 21 X 22.5	17	1460	1880	24000
	KV 16 X 21 X 26	19	1820	2480	24000
	KT 16 X 22 X 10	10	830	810	23000
	KT 16 X 22 X 12	11	1060	1110	23000
	KT 16 X 22 X 13	11	1110	1170	23000
	KT 16 X 22 X 13.5	12	1110	1170	23000
	KT 16 X 22 X 17	15	1370	1530	23000
	KT 16 X 22 X 20	17	1620	1910	23000

(1)除了標準的型號之外，SYI亦接受訂製特殊的尺寸規格。特殊型號標示為K drXDrXB例如K 20X26X15。
Other than the series shown above, custom-made orders are available according to the series number K drXDrXB.

(2)當使用油脂潤滑時，極限回轉速為表列數值的60%。
With grease lubrication, 60% of the values given in the tables are permissible.



配合軸徑 Suitable diameter	軸承型號 Series	單位重 Weight	基本額定負荷 Basic load ratings		極限回轉速 Limited Speed
			動 Dynamic C kgf	靜 Static Co kgf	
mm	K dr X Dr X B	g			機油潤滑 Oil rpm(2)
17	KV 17 X 21 X 10	6	750	940	23000
	KV 17 X 21 X 13	8	900	1200	23000
	KV 17 X 22 X 20	16	1400	1800	23000
	KV 17 X 22 X 22	17	1470	1910	23000
	KT 17 X 23 X 14	13	1190	1300	22000
	18	KV 18 X 22 X 8	6	630	760
KV 18 X 22 X 10		7	650	790	22000
KV 18 X 22 X 13		8	800	1030	22000
KV 18 X 22 X 24W		21	1280	1900	22000
KV 18 X 22 X 24		21	1500	2320	22000
KV 18 X 23 X 21		15	1470	1930	22000
KV 18 X 23 X 22		17	1510	2010	22000
KV 18 X 23 X 24		21	1700	2350	22000
KT 18 X 24 X 11.5		10	1120	1230	22000
KT 18 X 24 X 12		11	1120	1230	22000
KT 18 X 24 X 13		12	1240	1440	22000

珠巢型
Needle roller and cage assemblies
一般工業用
For industrial purpose

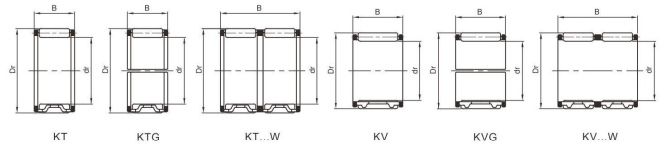


KT KTG
KT...W KTG...W
KV KVG
KV...W KVG...W

配合軸徑 Suitable diameter	軸承型號 Series	單位重 Weight	基本額定負荷 Basic load ratings		極限回轉速 Limited Speed	
			動 Dynamic C kgf	靜 Static Co kgf		
mm	K dr X Dr X B	g			機油潤滑 Oil rpm(2)	
18	KT 18X 24 X 13.5	13	1330	1530	22000	
	KT 18X 24 X 17	16	1440	1690	22000	
	KT 18X 24 X 20	18	2000	2600	22000	
19	KV 19X 23 X 21	13	1300	1970	22000	
	KT 19X 24 X 14	9	1200	1530	22000	
	KV 19X 24 X 17	11	1460	1970	22000	
	KT 19X 25 X 14	13	1330	1540	22000	
	KT 19X 25 X 15	14	1330	1540	22000	
	KT 19X 25 X 16	15	1340	1560	22000	
	KT 19X 25 X 32	30	2970	4370	22000	
	KT 19X 28 X 14	16	1680	1630	20000	
	KT 19X 31 X 24	80	3120	3090	18000	
	20	KV 20X 24 X 26.6W	20	1580	2580	21000
		KVG 20X 25 X 14.5	15	1210	1560	21000
KV 20X 25 X 16		15	1270	1670	21000	
KT 20X 26 X 11.5		11	1110	1240	21000	

(1)除了標準的型號之外，SYI亦接受訂製特殊的尺寸規格。特殊型號標示為K drXDrXB例如K 20X26X15。
Other than the series shown above, custom-made orders are available according to the series number K drXDrXB.

(2)當使用油脂潤滑時，極限回轉速為表列數值的60%。
With grease lubrication, 60% of the values given in the tables are permissible.



配合軸徑 Suitable diameter	軸承型號 Series	單位重 Weight	基本額定負荷 Basic load ratings		極限回轉速 Limited Speed	
			動 Dynamic C kgf	靜 Static Co kgf		
mm	K dr X Dr X B	g			機油潤滑 Oil rpm(2)	
20	KT 20 X 26 X 12	11	1110	1240	21000	
	KT 20 X 26 X 13	12	1290	1510	21000	
	KT 20 X 26 X 14	14	1390	1670	21000	
	KT 20 X 26 X 16	16	1590	1980	21000	
	KT 20 X 26 X 17	17	1520	1850	21000	
	KT 20 X 26 X 20	20	1980	2620	21000	
	KT 20 X 27 X 15	16	1480	1630	20000	
	KT 20 X 28 X 20	27	2180	2470	20000	
	KT 20 X 28 X 25	32	2620	3120	20000	
	21	KT 21.1X 26.1X 14	14	1230	1630	20000
		KT 21 X 27 X 16	19	1580	2000	20000
KV 22 X 26 X 11		8	1010	1500	20000	
KV 22 X 26 X 13		9	1100	1680	20000	
KV 22 X 26 X 17		12	1280	2020	20000	
KV 22 X 26 X 26		18	1950	3470	20000	
	KV 22 X 26 X 26W	17	1620	2740	20000	

珠巢型
Needle roller and cage assemblies
一般工業用
For industrial purpose

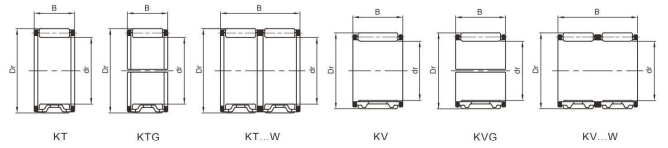


KT KTG
KT...W KTG...W
KV KVG
KV...W KVG...W

配合軸徑 Suitable diameter	軸承型號 Series	單位重 Weight	基本額定負荷 Basic load ratings		極限回轉速 Limited Speed
			動 Dynamic C kgf	靜 Static Co kgf	
mm	K dr X Dr X B	g			機油潤滑 Oil rpm(2)
22	KT 22 X 27 X 20	20	1670	2430	20000
	KT 22 X 28 X 13	13	1400	1730	20000
	KT 22 X 28 X 14	14	1390	1690	20000
	KT 22 X 28 X 15	15	1390	1690	20000
	KT 22 X 28 X 16	16	1590	2020	20000
	KT 22 X 28 X 17	18	1690	2180	20000
	KT 22 X 28 X 23	24	2170	3030	20000
	KT 22 X 29 X 14	15	1640	1910	19000
	KT 22 X 29 X 15.5	16	1770	2110	19000
	KT 22 X 29 X 16	16	1770	2110	19000
	KT 22 X 29 X 17	17	2000	2470	19000
	KT 22 X 29 X 18	18	1900	2300	19000
	KT 22 X 30 X 16	22	1830	2000	19000
KT 22 X 30 X 24	28	2830	3540	19000	
23	KT 23 X 27 X 13	12	1070	1610	20000
	KT 23.1 X 28.1 X 14	14	1350	1880	20000

(1)除了標準的型號之外，SYI亦接受訂製特殊的尺寸規格。特殊型號標示為K drXDrXB例如K 20X26X15。
Other than the series shown above, custom-made orders are available according to the series number K drXDrXB.

(2)當使用油脂潤滑時，極限回轉速為表列數值的60%。
With grease lubrication, 60% of the values given in the tables are permissible.



配合軸徑 Suitable diameter	軸承型號 Series	單位重 Weight	基本額定負荷 Basic load ratings		極限回轉速 Limited Speed
			動 Dynamic C kgf	靜 Static Co kgf	
mm	K dr X Dr X B	g			機油潤滑 Oil rpm(2)
23	KT 23.3X 32.3X 16	45	2070	2230	17000
	KT 23 X 28 X 24	22	2080	3290	20000
	KT 23 X 29 X 14	15	1600	2070	20000
	KT 23 X 29 X 15	15	1600	2070	20000
	KT 23 X 30 X 14	21	1640	1930	19000
	KT 23 X 30 X 16	21	1880	2300	19000
	KT 23 X 35 X 16	36	2610	2530	17000
24	KV 24 X 28 X 10	8	940	1400	19000
	KV 24 X 28 X 13	10	940	1380	19000
	KV 24 X 28 X 16	15	1180	1870	19000
	KT 24.64 X 30.64 X 15	15	1540	2010	18000
	KT 24 X 30 X 15	15	1540	1990	18000
	KT 24 X 30 X 16	16	1640	2160	18000
	KT 24 X 30 X 31	28	2980	4650	18000
	KT 24 X 31 X 17	28	2100	2690	18000
KT 24 X 31 X 18	28	2430	3260	18000	

珠巢型

Needle roller and cage assemblies
一般工業用
For industrial purpose

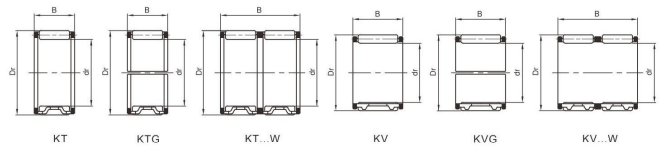


KT KTG
KT...W KTG...W
KV KVG
KV...W KVG...W

配合軸徑 Suitable diameter	軸承型號 Series	單位重 Weight	基本額定負荷 Basic load ratings		極限回轉速 Limited Speed
			動 Dynamic C kgf	靜 Static Co kgf	
mm	K dr X Dr X B	g			機油潤滑 Oil rpm(2)
25	KV 25 X 29 X 10	8	960	1460	18000
	KT 25.1 X 30.1 X 14	15	1440	2100	18000
	KV 25 X 30 X 17	16	1450	2110	18000
	KT 25 X 31 X 17	23	1650	2220	18000
	KT 25 X 31 X 18.5	25	2000	2840	18000
	KT 25 X 31 X 20	27	2050	2910	18000
	KT 25 X 31 X 24	30	2450	3660	17000
	KT 25 X 32 X 16	21	1970	2510	17000
	KT 25 X 33 X 18	25	2190	2630	17000
	KT 25 X 33 X 24	40	2920	3800	17000
	KT 25 X 33 X 30	33	3500	4800	17000
	KT 25 X 34 X 18	32	2640	3100	16000
	KT 25 X 35 X 15	33	2460	2670	16000
	KT 25 X 35 X 24.5	53	3300	3870	16000
	KT 25 X 35 X 25	53	3300	3870	16000
	KT 25 X 35 X 30	65	3830	4680	16000

(1)除了標準的型號之外，SYI亦接受訂製特殊的尺寸規格。特殊型號標示為K drXDrXB例如K 20X26X15。
Other than the series shown above, custom-made orders are available according to the series number K drXDrXB.

(2)當使用油脂潤滑時，極限回轉速為表列數值的60%。
With grease lubrication, 60% of the values given in the tables are permissible.



配合軸徑 Suitable diameter	軸承型號 Series	單位重 Weight	基本額定負荷 Basic load ratings		極限回轉速 Limited Speed
			動 Dynamic C kgf	靜 Static Co kgf	
mm	K dr X Dr X B	g			機油潤滑 Oil rpm(2)
25	KT 25 X 37 X 24	64	3423	3640	14000
	KT 25 X 37 X 33	91	4800	5640	14000
	KT 25 X 39 X 20	75	3440	3370	13000
26	KT 26 X 31 X 14	16	1420	2090	17000
	KT 26 X 31 X 16	17	1520	2290	17000
	KT 26 X 33 X 14	16	1790	2240	17000
	KT 26 X 33 X 33.5W	41	3180	4670	17000
28	KV 28 X 32 X 29W	36	1970	3790	16000
	KV 28 X 33 X 12.5	13	1400	2110	16000
	KT 28 X 33 X 14	13	1520	2330	16000
	KV 28 X 33 X 17	17	1610	2510	16000
	KV 28 X 33 X 27	29	1640	4750	16000
	KT 28 X 34 X 17	24	2210	3350	16000
	KT 28 X 35 X 14	24	1860	2400	16000
	KT 28 X 35 X 16	24	2130	2860	16000
KT 28 X 35 X 18	27	2400	3330	16000	

珠巢型

Needle roller and cage assemblies
一般工業用
For industrial purpose

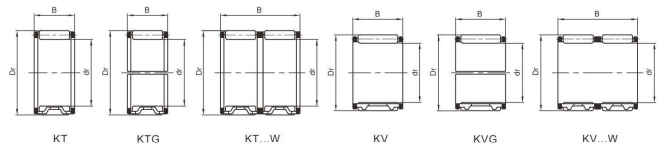


KT KTG
KT...W KTG...W
KV KVG
KV...W KVG...W

配合軸徑 Suitable diameter	軸承型號 Series	單位重 Weight	基本額定負荷 Basic load ratings		極限回轉速 Limited Speed
			動 Dynamic C kgf	靜 Static Co kgf	
mm	K dr X Dr X B	g			機油潤滑 Oil rpm(2)
28	KT 28 X 35 X 20	27	2520	3560	16000
	KT 28 X 36 X 14	30	1990	2400	15000
	KT 28 X 36 X 16	30	2270	2840	15000
	KT 28 X 36 X 46W	82	5035	7890	15000
	KT 28 X 38 X 16	48	2460	2720	14000
	KT 28 X 38 X 17	48	2460	2720	14000
29	KT 29 X 37 X 16	32	2390	3070	15000
30	KV 30 X 35 X 13	16	1470	2290	15000
	KV 30 X 35 X 17	14	1650	2640	15000
	KT 30 X 36 X 14	24	1800	2620	15000
	KT 30 X 37 X 14	26	1930	2580	15000
	KT 30 X 37 X 16	27	2210	3070	15000
	KT 30 X 37 X 17	28	2350	3320	15000
	KT 30 X 37 X 20	30	2750	4070	15000
	KT 30 X 37 X 30	38	3750	6050	15000
	KT 30 X 38 X 16	40	2470	3240	15000

(1)除了標準的型號之外，SYI亦接受訂製特殊的尺寸規格。特殊型號標示為K drXDrXB例如K 20X26X15。
Other than the series shown above, custom-made orders are available according to the series number K drXDrXB.

(2)當使用油脂潤滑時，極限回轉速為表列數值的60%。
With grease lubrication, 60% of the values given in the tables are permissible.



配合軸徑 Suitable diameter	軸承型號 Series	單位重 Weight	基本額定負荷 Basic load ratings		極限回轉速 Limited Speed	
			動 Dynamic C kgf	靜 Static Co kgf		
mm	K dr X Dr X B	g			機油潤滑 Oil rpm(2)	
30	KT 30 X 38 X 17	42	2630	3510	15000	
	KT 30 X 38 X 18	42	2790	3780	15000	
	KT 30 X 38 X 24	45	3360	4800	15000	
	KT 30 X 40 X 20	61	3450	4300	15000	
	KT 30 X 40 X 30	73	4950	6850	15000	
	KT 30 X 42 X 15	61	2980	3170	14000	
	KT 30 X 42 X 22.5	72	3920	4510	14000	
	KT 30 X 42 X 26	80	4450	5310	14000	
	KT 30 X 42 X 29.5	86	4950	6100	14000	
	KT 30 X 42 X 32	92	5450	6890	14000	
	KT 30 X 43 X 55W	187	8680	11950	14000	
	KT 30 X 45 X 30	112	5480	6070	13000	
	32	KV 32 X 36 X 12.5	15	1140	1970	14000
		KV 32 X 37 X 17	21	1670	2730	14000
KV 32 X 37 X 27		30	2400	4360	14000	
	KT 32 X 38 X 26	31	3120	5420	14000	

珠巢型

Needle roller and cage assemblies
一般工業用
For industrial purpose

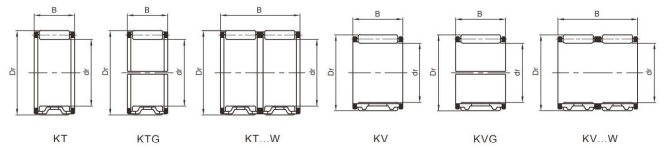


KT KTG
KT...W KTG...W
KV KVG
KV...W KVG...W

配合軸徑 Suitable diameter	軸承型號 Series	單位重 Weight	基本額定負荷 Basic load ratings		極限回轉速 Limited Speed
			動 Dynamic C kgf	靜 Static Co kgf	
mm	K dr X Dr X B	g			機油潤滑 Oil rpm(2)
32	KT 32 X 40 X 18	40	2770	3800	14000
	KT 32 X 40 X 20	30	2920	4070	14000
	KT 32 X 40 X 22	45	3200	4600	14000
	KT 32 X 40 X 36	119	4960	8060	14000
	KT 32 X 42 X 25	64	4110	5480	14000
	KT 32 X 45 X 25	85	4660	5450	13000
	KT 32 X 46 X 18	77	3740	3940	13000
	KT 32 X 46 X 32	115	6010	7230	13000
33	KT 33 X 41 X 20	50	3030	4330	14000
35	KV 35 X 40 X 17	21	1830	3180	13000
	KV 35 X 40 X 27	35	2700	5240	13000
	KV 35 X 40 X 29	35	2900	5750	13000
	KV 35 X 40 X 30	35	3000	6010	13000
	KV 35 X 40 X 32.5	48	3290	6770	13000
	KT 35 X 41 X 13	23	1800	2750	13000
	KT 35 X 42 X 18	36	2480	3720	13000

(1)除了標準的型號之外，SYI亦接受訂製特殊的尺寸規格。特殊型號標示為K drXDrXB例如K 20X26X15。
Other than the series shown above, custom-made orders are available according to the series number K drXDrXB.

(2)當使用油脂潤滑時，極限回轉速為表列數值的60%。
With grease lubrication, 60% of the values given in the tables are permissible.



配合軸徑 Suitable diameter	軸承型號 Series	單位重 Weight	基本額定負荷 Basic load ratings		極限回轉速 Limited Speed
			動 Dynamic C kgf	靜 Static Co kgf	
mm	K dr X Dr X B	g			機油潤滑 Oil rpm(2)
35	KT 35 X 42 X 20	37	2770	4290	13000
	KT 35 X 42 X 30	67	3960	6800	13000
	KT 35 X 45 X 20	56	3390	4380	13000
	KT 35 X 49 X 39	187	8230	11080	12000
	KT 35 X 51 X 25	135	5483	6050	12000
	KT 35 X 51 X 30	156	6520	7560	12000
	KT 35 X 51 X 45	217	9130	11660	12000
	36	KT 36 X 46 X 15.2	28	2810	3470
KT 36 X 48 X 22		73	4600	5810	13000
KT 36 X 48 X 25		80	5000	6480	13000
KT 36 X 48 X 30		85	5800	7840	13000
KT 36 X 48 X 35.5		92	6950	9880	13000
37	KT 36 X 51 X 28	156	6440	7810	12000
	KV 37 X 42 X 17	22	1870	3330	12000
38	KV 38 X 43 X 27	43	3120	6460	12000
	KT 38 X 44 X 33	57	4190	8340	12000

珠巢型

Needle roller and cage assemblies
一般工業用
For industrial purpose

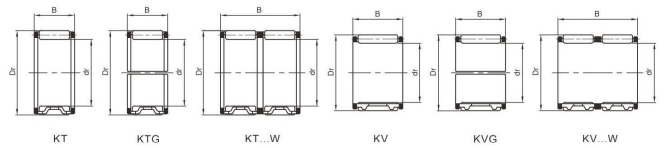


KT KTG
KT...W KTG...W
KV KVG
KV...W KVG...W

配合軸徑 Suitable diameter	軸承型號 Series	單位重 Weight	基本額定負荷 Basic load ratings		極限回轉速 Limited Speed
			動 Dynamic C kgf	靜 Static Co kgf	
mm	K dr X Dr X B	g			機油潤滑 Oil rpm(2)
38	KT 38 X 46 X 20	47	3070	4590	12000
	KT 39 X 55 X 20.5	128	5420	6140	11000
39	KT 39 X 55 X 22.5	132	5080	5610	11000
	KT 39 X 55 X 25	145	5850	6730	11000
40	KV 40 X 44 X 35W	63	3370	8600	12000
	KV 40 X 45 X 27	57	3250	6960	12000
	KV 40 X 45 X 30	58	3360	7270	12000
	KV 40 X 48 X 25	58	4400	6490	12000
	KT 40 X 48 X 30	70	4600	7830	12000
	KT 40 X 50 X 20	66	3650	5000	12000
	KT 40 X 52 X 18	78	3650	4440	11000
	KT 40 X 54 X 50	245	10400	15400	11000
	KT 40 X 55 X 30	164	7030	8950	11000
	KT 40 X 56 X 21	124	5040	5600	11000
	KT 40 X 56 X 28	161	6900	8390	11000
	KT 40 X 57 X 31.5	201	8400	10500	11000

(1)除了標準的型號之外，SYI亦接受訂製特殊的尺寸規格。特殊型號標示為K drXDrXB例如K 20X26X15。
Other than the series shown above, custom-made orders are available according to the series number K drXDrXB.

(2)當使用油脂潤滑時，極限回轉速為表列數值的60%。
With grease lubrication, 60% of the values given in the tables are permissible.



配合軸徑 Suitable diameter	軸承型號 Series	單位重 Weight	基本額定負荷 Basic load ratings		極限回轉速 Limited Speed
			動 Dynamic C kgf	靜 Static Co kgf	
mm	K dr X Dr X B	g			機油潤滑 Oil rpm(2)
40	KT 40 X 58 X 30	200	7900	9310	11000
	KT 40 X 60 X 40	305	10500	12600	11000
42	KT 40 X 62 X 40	350	11500	13500	11000
	KV 42 X 47 X 28	47	3210	6980	12000
43	KV 43 X 48 X 30	46	3310	7300	11000
	KT 43 X 63 X 30	239	9130	10700	9000
45	KV 45 X 50 X 27	51	3290	7360	10000
	KT 45 X 53 X 28	81	2820	8650	10000
	KT 45 X 55 X 27	101	5110	7980	10000
	KT 45 X 57 X 25	118	5630	8010	9500
46	KT 45 X 65 X 43	365	11900	15100	9000
	KT 46 X 53 X 36W	93	4950	9900	10000
47	KT 47 X 53 X 32	78	4520	9860	10000
	KT 47 X 65 X 25	198	7060	8430	9000
	KT 47 X 65 X 27.3	205	7660	9370	9000
KT 47 X 67 X 55	450	14800	20300	9000	

珠巢型

Needle roller and cage assemblies
一般工業用
For industrial purpose

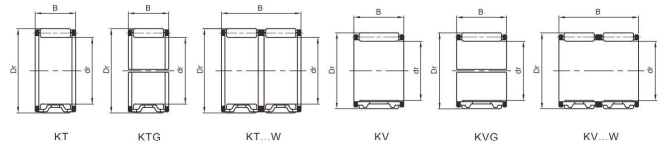


KT KTG
KT...W KTG...W
KV KVG
KV...W KVG...W

配合軸徑 Suitable diameter	軸承型號 Series	單位重 Weight	基本額定負荷 Basic load ratings		極限回轉速 Limited Speed
			動 Dynamic C kgf	靜 Static Co kgf	
mm	K dr X Dr X B	g			機油潤滑 Oil rpm(2)
50	KV 50 X 55 X 20	42	2580	5590	9500
	KT 50 X 58 X 25	90	4230	7550	9000
	KT 50 X 58 X 30	94	5060	9500	9000
	KT 50 X 70 X 32	279	9980	12400	8500
55	KV 55 X 59 X 13P	18	1120	2260	8500
	KV 55 X 60 X 20	40	2820	6480	8500
	KV 55 X 60 X 21	42	2820	6480	8500
	KT 55 X 67 X 27	148	6410	10100	8500
59	KT 59 X 71 X 31.8	182	8050	13800	8000
60	KT 60 X 66 X 23	167	3400	7430	8000
	KT 60 X 67 X 23	94	4120	8530	8000
	KT 60 X 76 X 55	462	14700	24600	7000
	KT 60 X 78 X 30	284	10100	14100	7000
61	KV 61 X 66 X 20	67	2770	6540	8000
	KV 61 X 66 X 22	72	3220	8270	8000
62	KT 62 X 70 X 24	82	4740	9380	7500

(1)除了標準的型號之外，SYI亦接受訂製特殊的尺寸規格。特殊型號標示為K drXDrXB例如K 20X26X15。
Other than the series shown above, custom-made orders are available according to the series number K drXDrXB.

(2)當使用油脂潤滑時，極限回轉速為表列數值的60%。
With grease lubrication, 60% of the values given in the tables are permissible.



配合軸徑 Suitable diameter	軸承型號 Series	單位重 Weight	基本額定負荷 Basic load ratings		極限回轉速 Limited Speed
			動 Dynamic C kgf	靜 Static Co kgf	
mm	K dr X Dr X B	g			機油潤滑 Oil rpm(2)
63	KV 63 X 68 X 30	62	4200	11400	8000
64	KT 64 X 71 X 56.8W	200	9000	23800	7500
65	KV 65 X 70 X 20	56	2870	7010	7000
	KV 65 X 70 X 30	99	3710	6410	5700
66	KT 66 X 86 X 28	335	10600	14400	7000
68	KT 68 X 74 X 20	71	3420	7790	6500
	KT 68 X 75 X 50W	156	7850	20400	6500
70	KT 70 X 78 X 23	115	4950	10400	6500
	KT 70 X 80 X 40	247	9500	20400	6500
73	KV 73 X 79 X 20	75	3740	8980	6500
74	KT 74 X 82 X 22	106	5060	10900	6000
75	KT 75 X 81 X 20	79	3840	9390	6500
	KT 75 X 81 X 30	114	5490	14900	6500
76	KV 75 X 83 X 30	147	5710	8800	4900
	KT 76 X 83 X 23.5	83	4820	11300	6500
	KV 76 X 83 X 23.5	128	4820	11300	6500

珠巢型
Needle roller and cage assemblies
一般工業用
For industrial purpose

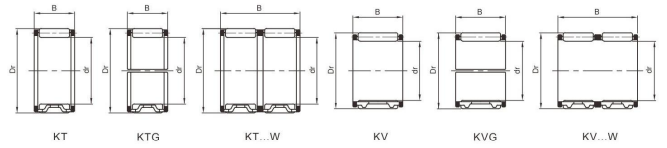


KT KTG
KT...W KTG...W
KV KVG
KV...W KVG...W

配合軸徑 Suitable diameter	軸承型號 Series	單位重 Weight	基本額定負荷 Basic load ratings		極限回轉速 Limited Speed
			動 Dynamic C kgf	靜 Static Co kgf	
mm	K dr X Dr X B	g			機油潤滑 Oil rpm(2)
76	KT 76 X 83 X 27.5	87	5420	13200	6500
	KV 76 X 83 X 27.5	137	5420	13200	6500
78	KT 78 X 85 X 23.5	112	4800	11400	6000
	KT 78 X 85 X 40	166	7810	21300	6000
85	KV 85 X 90 X 30.5	141	3910	7500	4400
	KT 85 X 92 X 19	100	4170	9730	5500
	KT 85 X 92 X 20	102	4170	9730	5500
	KT 85 X 93 X 36	216	7770	19700	5500
90	KT 90 X 97 X 20	109	4480	10900	5000
	KT 90 X 98 X 30	172	6900	17300	5000
91	KT 91 X 98 X 27.5	150	5780	15200	5000
92	KT 92 X 102 X 25.5	215	7040	12300	4700
95	KT 95 X 102 X 21	157	7210	16000	4700
	KT 95 X 103 X 40W	250	9010	24800	4700
	KT 95 X 103 X 42W	306	9010	24800	4700
97	KV 97 X 104 X 36	165	7500	21600	4500

(1)除了標準的型號之外，SYI亦接受訂製特殊的尺寸規格。特殊型號標示為K drXDrXB例如K 20X26X15。
Other than the series shown above, custom-made orders are available according to the series number K drXDrXB.

(2)當使用油脂潤滑時，極限回轉速為表列數值的60%。
With grease lubrication, 60% of the values given in the tables are permissible.



配合軸徑 Suitable diameter	軸承型號 Series	單位重 Weight	基本額定負荷 Basic load ratings		極限回轉速 Limited Speed
			動 Dynamic C kgf	靜 Static Co kgf	
mm	K dr X Dr X B	g			機油潤滑 Oil rpm(2)
97	KT 97 X 104 X 36	170	7530	21800	4500
105	KT 105 X 113 X 30	129	7130	19000	4500
117	KV 117 X 123 X 22	200	3340	9100	4500

珠巢型

Needle roller and cage assemblies

引擎連桿用一大端部
For connecting rod applications-for big end引擎連桿用一大端部-重荷型
For connecting rod applications-for big end, heavy duty

KTE

KUZ

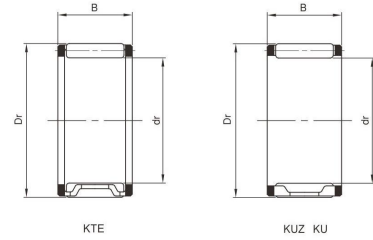
KU

KTE KUZ KU

配合軸徑 Suitable diameter	軸承型號 Series		
	KTE K dr X Dr X B	KU 分離式	KUZ 一體式
8	KTE 8X12X8		
12	KTE 12X16X10		
	KTE 12X17X10		
13	KTE 13X18X10		
	KTE 13X18X12		
14	KTE 14X19X12		
	KTE 14X20X10		
	KTE 14.1X20.1X12		
	KTE 14.4X20.4X10		
15	KTE 15X20X10		
		KU 15X21X11	
16	KTE 16X21X10		
	KTE 16X22X10		
	KTE 16X22X12		
		KU 16X22X12	
			KUZ 16X22X12

(1)除了標準的型號之外，SYI亦接受訂製特殊的尺寸規格，特殊型號標示為K drXDrXB例如K 20X26X15.

Other than the series shown above, custom-made orders are available according to the series number K drXDrXB.



KTE

KUZ KU

單位重 Weight	尺寸 Dimensions mm			基本額定負荷 Basic load ratings	
	dr	Dr	B	動 Dynamic C kgf	靜 Static Co kgf
g					
2.1	8	12	8	400	340
4	12	16	10	620	670
5.1	12	17	10	750	740
5	13	18	10	690	680
5.2	13	18	12	820	850
6.1	14	19	12	820	860
7	14	20	10	900	870
8.5	14.1	20.1	12	1000	1000
8	14.4	20.4	10	810	760
7	15	20	10	790	830
7	15	21	11	1020	1040
7	16	21	10	840	920
8.5	16	22	10	810	780
9	16	22	12	1080	1130
10	16	22	12	1060	1100
10	16	22	12	1060	1100

珠巢型

Needle roller and cage assemblies

引擎連桿用一大端部
For connecting rod applications-for big end

引擎連桿用一大端部-重荷型
For connecting rod applications-for big end, heavy duty



KTE

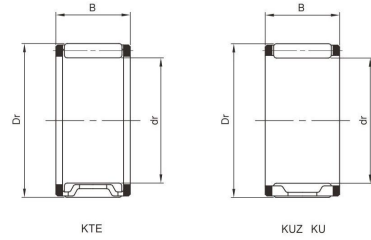
KUZ

KU

KTE KUZ KU

配合軸徑 Suitable diameter	軸承型號 Series		
mm	KTE K dr X Dr X B	KU 分離式	KUZ 一體式
17	KTE 17X23X14		
	KTE 18X24X11.5		
	KTE 18X24X12		
		KU 18X24X12	
			KUZ 18X24X12
	KTE 18X24X13		
			KUZ 18X24X13.3
	KTE 18X24X13.5		
18	KTE 18X24X15		
	KTE 19X25X15		
19	KTE 19X25X16		
	KTE 20X26X11.5		
20	KTE 20X26X14		
		KU 20X26X14	
			KUZ 20X26X14
	KTE 20X26X15		

(1)除了標準的型號之外，SYI亦接受訂製特殊的尺寸規格。特殊型號標示為K drXDrXB例如K 20X26X15。
Other than the series shown above, custom-made orders are available according to the series number K drXDrXB.



KTE

KUZ KU

單位重 Weight	尺寸 Dimensions mm			基本額定負荷 Basic load ratings	
	dr	Dr	B	動 Dynamic C kgf	靜 Static Co kgf
g					
12	17	23	14	1260	1400
12	18	24	11.5	1120	1230
13	18	24	12	1120	1230
13	18	24	12	1120	1230
13	18	24	12	1120	1230
14	18	24	13	1240	1400
14	18	24	13	1240	1400
14	18	24	13	1330	1530
13	18	24	15	1430	1670
12	19	25	15	1330	1540
13	19	25	16	1430	1690
11	20	26	11.5	1110	1240
14	20	26	14	1390	1670
14	20	26	14	1460	1780
14	20	26	14	1460	1780
15	20	26	15	1500	1830

珠巢型

Needle roller and cage assemblies

引擎連桿用一大端部
For connecting rod applications-for big end

引擎連桿用一大端部-重荷型
For connecting rod applications-for big end, heavy duty



KTE

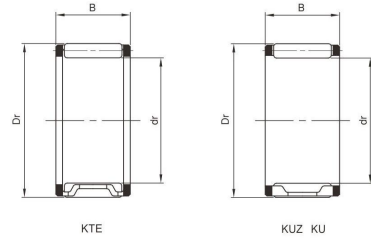
KUZ

KU

KTE KUZ KU

配合軸徑 Suitable diameter	軸承型號 Series		
mm	KTE K dr X Dr X B	KU 分離式	KUZ 一體式
20	KTE 20X26X16		
	KTE 20X26X17		
			KUZ 20X27X14
	KTE 20X27X16		
	KTE 20X28X14		
22	KTE 22X28X14		
	KTE 22X28X15		
	KTE 22X28X16		
		KU 22X28X16	
			KUZ 22X28X16
	KTE 22X29X14		
		KU 22X29X14	
	KTE 22X29X15		
	KTE 22X29X16		
	KTE 22X29X17		
	KU 22X29X17		

(1)除了標準的型號之外，SYI亦接受訂製特殊的尺寸規格。特殊型號標示為K drXDrXB例如K 20X26X15。
Other than the series shown above, custom-made orders are available according to the series number K drXDrXB.



KTE

KUZ KU

單位重 Weight	尺寸 Dimensions mm			基本額定負荷 Basic load ratings	
	dr	Dr	B	動 Dynamic C kgf	靜 Static Co kgf
g					
16	20	26	16	1590	1980
16	20	26	17	1690	2140
18	20	27	14	1560	1750
19	20	27	16	1690	1930
19	20	28	14	1700	1800
11	22	28	14	1380	1690
12	22	28	15	1390	1690
17	22	28	16	1590	2020
18	22	28	16	1910	2590
18	22	28	16	1910	2590
13	22	29	14	1640	1910
15	22	29	14	1810	2190
15	22	29	15	1760	2100
16	22	29	16	1890	2290
17	22	29	17	2000	2474
18	22	29	17	1990	2460

珠巢型

Needle roller and cage assemblies

引擎連桿用一大端部
For connecting rod applications-for big end

引擎連桿用一大端部-重荷型
For connecting rod applications-for big end, heavy duty



KTE

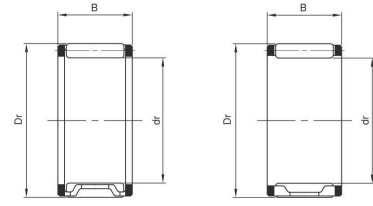
KUZ

KU

KTE KUZ KU

配合軸徑 Suitable diameter	軸承型號 Series		
mm	KTE K dr X Dr X B	KU 分離式	KUZ 一體式
22			KUZ 22X29X17
	KTE 23.1X28.1X14		
24			KUZ 24X30X15
	KTE 24X30X17		
			KUZ 24X30X17
	KTE 24X30X20		
	KTE 24X31X17		
			KUZ 24X31X17
	KTE 24X31X18		
			KUZ 24X31X18
			KUZ 24.3X32.3X16
			KUZ 24X32X20
25		KU 25X31X17	
	KTE 25X32X16		
			KUZ 25X32X16
	KTE 25X32X20		

(1)除了標準的型號之外，SYI亦接受訂製特殊的尺寸規格，特殊型號標示為K drXDrXB例如K 20X26X15。
Other than the series shown above, custom-made orders are available according to the series number K drXDrXB.



KTE

KUZ KU

單位重 Weight	尺寸 Dimensions mm			基本額定負荷 Basic load ratings	
	dr	Dr	B	動 Dynamic C kgf	靜 Static Co kgf
g					
19	22	29	17	1990	2460
18	23.1	28.1	14	1350	1880
19	24	30	15	1700	2270
19	24	30	17	1740	2330
20	24	30	17	1810	2470
23	24	30	20	1960	2710
22	24	31	17	2120	2740
23	24	13	17	2300	3040
23	24	13	18	2210	2880
24	24	31	18	2430	3260
25	24.3	32.3	16	2260	2730
30	24	32	20	2860	3690
21	25	31	17	1800	2480
23	25	32	16	1970	2510
24	25	32	16	2150	2820
26	25	32	20	2570	3540

珠巢型

Needle roller and cage assemblies

引擎連桿用一大端部
applications-for big end引擎連桿用一大端部-重荷型
For connecting rod applications-for big end, heavy duty

KTE

KUZ

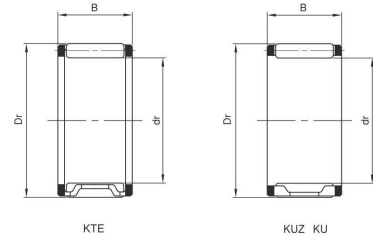
KU

KTE KUZ KU

配合軸徑 Suitable diameter	軸承型號 Series		
mm	KTE K dr X Dr X B	KU 分離式	KUZ 一體式
25		KU 25X32X20	
	KTE 25.1X30.1X14		KUZ 25X33X18
	KTE 25X34X18		
26	KTE 26X31X14		
	KTE 26X31X15		
	KTE 26X31X16		
	KTE 26X32X14		
		KU 26X32X20	
	KTE 26X33X14		
	KTE 26X33X18		
	KTE 26X34X20		
		KU 26X34X20	KUZ 26X34X20
		KUZ 26X35X20	
27		KUZ 27X34X21	

(1)除了標準的型號之外，SYI亦接受訂製特殊的尺寸規格，特殊型號標示為K drXDrXB例如K 20X26X15.

Other than the series shown above, custom-made orders are available according to the series number K drXDrXB.



KTE

KUZ KU

單位重 Weight	尺寸 Dimensions mm			基本額定負荷 Basic load ratings	
	dr	Dr	B	動 Dynamic C kgf	靜 Static Co kgf
g					
27	25	32	20	2690	3740
14	25.1	30.1	14	1440	2100
30	25	33	18	2450	3040
37	25	34	18	2640	3100
15	26	31	14	1420	2090
16	26	31	15	1580	2400
18	26	31	16	1700	2640
20	26	32	14	1630	2210
24	26	32	20	2420	3670
23	26	33	14	1790	2240
28	26	33	18	2200	2900
30	26	34	20	2710	3500
31	26	34	20	2970	3960
32	26	34	20	2970	3960
40	26	35	20	2930	3590
25	27	34	21	2790	4000

珠巢型

Needle roller and cage assemblies

引擎連桿用一大端部
For connecting rod applications-for big end引擎連桿用一大端部-重荷型
For connecting rod applications-for big end, heavy duty

KTE

KUZ

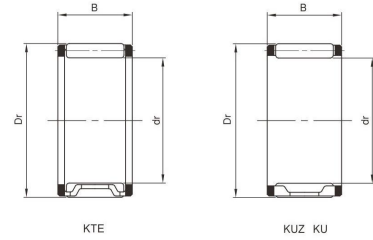
KU

KTE KUZ KU

配合軸徑 Suitable diameter	軸承型號 Series		
	KTE K dr X Dr X B	KU 分離式	KUZ 一體式
27			KUZ 27X35X18
	KTE 27X36X18		
	KTE 27X36X21		
	KTE 27X37X22		
28	KTE 28X33X14		
	KTE 28X34X17		
	KTE 28X35X14		
	KTE 28X35X16		
			KUZ 28X35X16
	KTE 28X35X18		
	KTE 28X35X20		
	KTE 28X36X14		
	KTE 28X36X16		
		KU 28X36X18	
	KTE 28X36X20		
		KUZ 28X38X16	

(1)除了標準的型號之外，SYI亦接受訂製特殊的尺寸規格。特殊型號標示為K drXDrXB例如K 20X26X15。

Other than the series shown above, custom-made orders are available according to the series number K drXDrXB.



KTE

KUZ KU

單位重 Weight	尺寸 Dimensions mm			基本額定負荷 Basic load ratings	
	dr	Dr	B	動 Dynamic C kgf	靜 Static Co kgf
g					
33	27	35	18	2540	3260
38	27	36	18	2620	3140
40	27	36	21	3070	3850
55	27	37	22	3430	4150
20	28	33	14	1520	2330
23	28	34	17	2210	3350
25	28	35	14	1860	2400
26	28	35	16	2130	2860
28	28	35	16	2090	2790
28	28	35	18	2400	3330
40	28	35	20	2520	3560
29	28	36	14	1990	2400
32	28	36	16	2380	3030
33	28	36	18	2650	3480
38	28	36	20	2700	3540
48	28	38	16	2730	3140

珠巢型

Needle roller and cage assemblies

引擎連桿用一大端部
For connecting rod applications-for big end引擎連桿用一大端部-重荷型
For connecting rod applications-for big end, heavy duty

KTE

KUZ

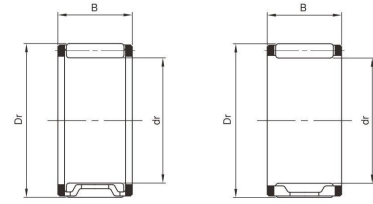
KU

KTE KUZ KU

配合軸徑 Suitable diameter	軸承型號 Series			
mm	KTE K dr X Dr X B	KU 分離式	KUZ 一體式	
29		KU 29X36X18		
30	KTE 30X37X14			
	KTE 30X37X16			
	KTE 30X37X20			
	KTE 30X38X16			
	KTE 30X38X17			
		KU 30X38X17		
			KUZ 30X38X17	
	KTE 30X38X18			
		KU 30X38X18		
		KU 30X38X20		
			KUZ 30X39X20	
		KUZ 30X39X22		
		KUZ 30X40X20		
		KUZ 30X40X23		
32		KU 32X40X18		

(1)除了標準的型號之外，SYI亦接受訂製特殊的尺寸規格，特殊型號標示為K drXDrXB例如K 20X26X15.

Other than the series shown above, custom-made orders are available according to the series number K drXDrXB.



KTE

KUZ KU

單位重 Weight	尺寸 Dimensions mm			基本額定負荷 Basic load ratings	
	dr	Dr	B	動 Dynamic C kgf	靜 Static Co kgf
g					
33	29	36	18	2450	3470
24	30	37	14	1930	2580
26	30	37	16	2210	3070
35	30	37	20	2620	3820
36	30	38	16	2470	3240
38	30	38	17	2630	3510
40	30	38	17	2860	3920
40	30	38	17	2750	3720
39	30	38	18	2790	3780
40	30	38	18	2860	3920
43	30	38	20	3190	4510
68	30	39	20	3350	4450
70	30	39	22	3690	5030
80	30	40	20	3450	4300
85	30	40	23	3960	5150
43	32	40	18	3130	4470

珠巢型

Needle roller and cage assemblies

引擎連桿用一大端部
For connecting rod applications-for big end

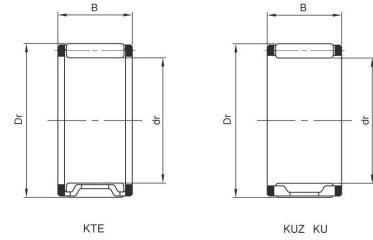
引擎連桿用一大端部-重荷型
For connecting rod applications-for big end, heavy duty



KTE KUZ KU

配合軸徑 Suitable diameter	軸承型號 Series		
mm	KTE K dr X Dr X B	KU 分離式	KUZ 一體式
32	KTE 32X40X20	KU 32X40X20	KUZ 32X40X20
	KTE 32X40X22		
	KTE 32X41X18		
		KU 32X41X18	
	KTE 32X41X20		
		KU 32X41X20	
		KU 32X41X21	
33	KTE 33X41X20		
		KU 33X41X20	
			KUZ 33X41X20
		KU 33X43X22	
34		KU 34X43X20	
			KUZ 34X43X21
		KU 34X43X22	

(1)除了標準的型號之外，SYI亦接受訂製特殊的尺寸規格。特殊型號標示為K drXDrXB例如K 20X26X15。
Other than the series shown above, custom-made orders are available according to the series number K drXDrXB.



單位重 Weight	尺寸 Dimensions mm			基本額定負荷 Basic load ratings	
	dr	Dr	B	動 Dynamic C kgf	靜 Static Co kgf
45	32	40	20	2920	4070
45	32	40	20	3300	4790
45	32	40	20	3300	4790
45	32	40	22	3200	4600
50	32	41	18	3030	3930
52	32	41	18	3300	4440
52	32	41	20	3350	4500
53	32	41	20	3480	4750
54	32	41	21	3650	5060
43	33	41	20	3030	4330
45	33	41	20	3280	4800
45	33	41	20	3280	4800
65	33	43	20	4130	5580
58	34	43	20	3940	5670
59	34	43	21	3640	5100
60	34	43	22	3810	5420

珠巢型

Needle roller and cage assemblies

引擎連桿用一大端部
For connecting rod applications-for big end

引擎連桿用一大端部-重荷型
For connecting rod applications-for big end, heavy duty



KTE

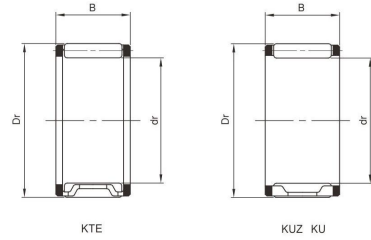
KUZ

KU

KTE KUZ KU

配合軸徑 Suitable diameter	軸承型號 Series		
mm	KTE K dr X Dr X B	KU 分離式	KUZ 一體式
34			KUZ 34X43X22
35		KU 35X46X23.2	
			KUZ 35X46X23.2
36		KU 36X47X22	
		KU 36X47X25	
38		KU 38X47X20	
55		KU 55X63X32	
60		KU 60X82X36	
		KU 60X84X36	

(1)除了標準的型號之外，SYI亦接受訂製特殊的尺寸規格，特殊型號標示為K drXDrXB例如K 20X26X15。
Other than the series shown above, custom-made orders are available according to the series number K drXDrXB.



KTE

KUZ KU

單位重 Weight	尺寸 Dimensions mm			基本額定負荷 Basic load ratings	
	dr	Dr	B	動 Dynamic C kgf	靜 Static Co kgf
g					
60	34	43	22	3810	5420
78	35	46	23.2	4880	6610
78	35	46	23.2	4880	6610
75	36	47	22	4590	6140
81	36	47	25	5200	7210
125	38	47	20	4020	6030
130	55	63	32	5940	1210
450	60	82	36	15070	20860
600	60	84	36	16600	22440

珠巢型

Needle roller and cage assemblies

引擎連桿用一小端部
For connecting rod applications - for small end



KVE

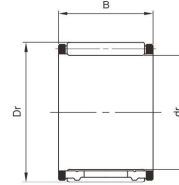


KVE...M

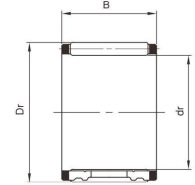
KVE
KVE...M

配合軸徑 Suitable diameter	軸承型號 Series	單位重 Weight	基本額定負荷 Basic load ratings	
			動 Dynamic C kgf	靜 Static Co kgf
mm	K dr X Dr X B	g		
8	KVE 8X11X10	1.9	340	330
	KVE 8X11X12	2.1	420	430
	KVE 8X11X13	2.5	490	530
	KVE 8X12X10	3	470	420
9	KVE 9X12X11.5	2.1	450	490
	KVE 9X13X12.5	3	620	620
10	KVE 10X13X12.5	3	520	610
	KVE 10X13X14	3.1	560	670
	KVE 10X13X16	4.5	600	730
	KVE 10X14X10	3.8	460	430
	KVE 10X14X11SM	4.1	550	550
	KVE 10X14X12.5M	4.8	620	630
	KVE 10X14X13M	5	620	630
	KVE 10X14X14.5	5.1	670	700
	KVE 10X14X15	5	620	630
	KVE 10X17X13	7	730	570

(1)除了標準的型號之外，SYI亦接受訂製特殊的尺寸規格。特殊型號標示為K drXDrXB例如K 20X26X15。
Other than the series shown above, custom-made orders are available according to the series number K drXDrXB.



KVE



KVE...M

配合軸徑 Suitable diameter	軸承型號 Series	單位重 Weight	基本額定負荷 Basic load ratings	
			動 Dynamic C kgf	靜 Static Co kgf
mm	K dr X Dr X B	g		
11	KVE 11X15X12	5.1	620	640
	KVE 11X15X12.5S	5.1	620	640
12	KVE 12X15X14.5M	3.9	580	740
	KVE 12X15X15M	4	580	740
	KVE 12X15X15SM	4	580	740
	KVE 12X15X16.5M	6.5	670	880
	KVE 12X16X13M	5.6	660	720
	KVE 12X16X15M	6.1	760	860
	KVE 12X16X16	6.8	880	1040
	KVE 12X16X20	7	970	1180
	KVE 12X17X13	6.5	780	780
	KVE 12X17X14M	7	920	960
13	KVE 12X17X14.5	8	920	960
	KVE 12X17X15M	8.5	940	860
	KVE 13X16X14M	6.8	570	740
	KVE 13X17X15	5	810	960

珠巢型

Needle roller and cage assemblies

引擎連桿用一小端部
For connecting rod applications - for small end



KVE

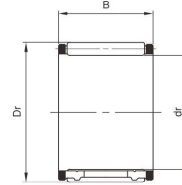


KVE...M

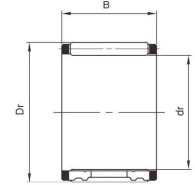
KVE
KVE...M

配合軸徑 Suitable diameter	軸承型號 Series	單位重 Weight	基本額定負荷 Basic load ratings		
			動 Dynamic C kgf	靜 Static Co kgf	
mm	K dr X Dr X B	g			
13	KVE 13X18X14.5	8.2	1040	1150	
	14	KVE 14X18X14.5	6.5	800	960
		KVE 14X18X16	7.3	910	1150
		KVE 14X18X16.5	7.4	980	1250
		KVE 14X18X17	7.5	920	1150
		KVE 14X18X19M	7.7	1030	1340
		KVE 14X18X20M	8	990	1250
		KVE 14X19X17.1M	9.5	1130	1290
15		KVE 15X19X8	4.3	540	590
	KVE 15X19X13	6.2	780	960	
	KVE 15X19X17S	8	970	1260	
	KVE 15X19X19M	8.7	1030	1360	
	KVE 15X19X19.7M	8.9	1090	1460	
	KVE 15X19X20SM	9	1150	1580	
	KVE 15X20X18SM	8.7	1270	1530	
	KVE 15X20X20SM	9	1330	1640	

(1)除了標準的型號之外，SYI亦接受訂製特殊的尺寸規格。特殊型號標示為K drXDrXB例如K 20X26X15。
Other than the series shown above, custom-made orders are available according to the series number K drXDrXB.



KVE



KVE...M

配合軸徑 Suitable diameter	軸承型號 Series	單位重 Weight	基本額定負荷 Basic load ratings	
			動 Dynamic C kgf	靜 Static Co kgf
mm	K dr X Dr X B	g		
16	KVE 16X20X17.5M	8.7	970	1280
	KVE 16X20X19M	9	1090	1480
	KVE 16X20X19.5M	9.5	1030	1380
	KVE 16X20X22.5M	10	1030	1370
	KVE 16X20X23	11	1080	1460
	KVE 16X21X18	12	1320	1650
	KVE 16X21X19.5M	13	1400	1770
	KVE 16X21X22.5M	13	1560	2040
	KVE 16X21X22.5SM	13	1410	1780
	17	KVE 17X21X10	5.5	730
KVE 17X21X27		9.3	1630	2540
18	KVE 18X22X16	9.2	1060	1480
	KVE 18X22X20M	10	1130	1610
	KVE 18X22X22SM	12	1270	1850
	KVE 18X22X24SM	14	1310	1940
	KVE 18X23X22M	16	1480	1960

珠巢型

Needle roller and cage assemblies

引擎連桿用一小端部
For connecting rod applications - for small end



KVE

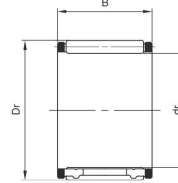


KVE...M

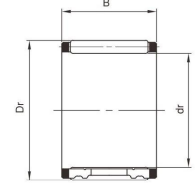
KVE
KVE...M

配合軸徑 Suitable diameter	軸承型號 Series	單位重 Weight	基本額定負荷 Basic load ratings	
			動 Dynamic C kgf	靜 Static Co kgf
mm	K dr X Dr X B	g		
18	KVE 18X23X22SM	16	1480	1960
	KVE 18X23X24	18	1610	2190
19	KVE 19X24X25	23	1740	2460
	KVE 19.05X23.81X28.5SM	20	1980	3000
20	KVE 20X24X23SM	14.5	1430	2250
	KVE 20X24X24SM	15	1430	2250
	KVE 20X25X22SM	18	1690	2400
	KVE 20X25X24SM	21	1680	2380
	KVE 20X25X25SM	22	2050	3080
	KVE 20X25X29M	25	2150	3280
	KVE 20X26X24S	24	2140	2890
21	KVE 21X25X24SM	18	1550	2540
	KVE 21X27X25SM	24	2060	2800
22	KVE 22X27X23SM	22	2030	3130
	KVE 22X27X24S	24	2100	3280
	KVE 22X27X25SM	25	2030	3130

(1)除了標準的型號之外，SYI亦接受訂製特殊的尺寸規格。特殊型號標示為K drXDrXB例如K 20X26X15。
Other than the series shown above, custom-made orders are available according to the series number K drXDrXB.



KVE



KVE...M

配合軸徑 Suitable diameter	軸承型號 Series	單位重 Weight	基本額定負荷 Basic load ratings	
			動 Dynamic C kgf	靜 Static Co kgf
mm	K dr X Dr X B	g		
22	KVE 23.07X28.07X21.5	22	1900	2930
	KVE 24X29X24S	25	2170	3490
24	KVE 24X29X25S	26	2170	3490
	KVE 24X29X26SM	27	2170	3490
	KVE 24X29X28.5SM	29	2070	3290
25	KVE 25X29X12.8	13.1	1080	1700
	KVE 25X29X17	13	1520	2460
	KVE 25X30X13	13.1	1320	1880
26	KVE 26X30X12.8	10.5	1100	1710
	KVE 26X31X24W	30	2140	3540
28	KVE 26X31X26.5S	26	2480	4295
	KVE 28X32X17	25	1530	2770

英制 Inch Size

珠巢型

Needle roller and cage assemblies

英制一般工業用
For industrial purpose

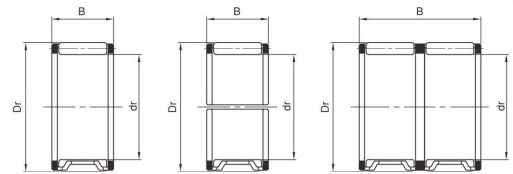


WJ WJ WJG WJ..W WJG..W

配合軸徑 Suitable diameter	軸承型號 Series		單位重 Weight	尺寸 Dimensions mm	
	標準尺寸 Standard size 1/16 inch	特殊尺寸 Special size inch		dr	Dr
1/2	WJ 081210		13	1/2	3/4
5/8	WJ 101616		18	5/8	1
3/4	WJ 121616		22	3/4	1
51/64		0.797x1.109x0.72	28	51/64	1 7/64
		0.797x1.109x1	36	51/64	1 7/64
13/16		0.813x1.125x0.72	28	13/16	1 1/8
	WJ 131816		35	13/16	1 1/8
7/8	WJ 141816		50	7/8	1 1/8
1	WJ 162112		45	1	1 5/16
	WJ 162116		61	1	1 5/16
	WJ 162120		70	1	1 5/16
	WJ 162214		68	1	1 3/8
	WJ 162216		68	1	1 3/8
1 3/64		1.047x1.359x1	45	1 3/64	1 23/64
1 1/16	WJ 172216		44	1 1/16	1 3/8

(1)除了標準的型號之外，SYI亦接受訂製特殊的尺寸規格，特殊型號標示為WJ dr x Dr x B例如WJ 1.141X1.453X0.75 -
Other than the series shown above, custom-made orders are available according to the series number WJ drXDrXB.

(2)當使用油脂潤滑時，極限回轉速為表列數值的60%。
With grease lubrication, 60% of the values given in the tables are permissible.



WJ WJG WJ..W

B	相當公制軸承型號 mm dr x Dr x B	基本額定負荷 Basic load ratings		極限回轉速 Limited Speed
		動 Dynamic C lbf	靜 Static Co lbf	機油潤滑 Oil rpm (2)
5/8	KT 12.7X19.05X15.875	2800	2800	25000
1	KT 15.875X25.40X25.40	6000	6300	20000
1	KT 19.05X25.40X25.40	6100	8400	22000
23/32	KT 20.24X28.18X18.26	4700	6100	20000
1	KT 20.24X28.18X25.40	6000	8400	20000
23/32	KT 20.64X28.575X18.26	4700	6100	20000
1	KT 20.64X28.575X25.40	6000	8400	20000
1	KT 22.225X28.575X25.40	6600	9800	18000
3/4	KT 25.40X33.34X19.05	5200	7300	17000
1	KT 25.40X33.34X25.40	6500	9800	17000
1 1/4	KT 25.40X33.34X31.75	8300	13400	17000
7/8	KT 25.40X34.93X22.23	7100	8500	16000
1	KT 25.40X34.93X25.40	7500	9200	16000
1	KT 26.59X34.53X25.40	7300	11600	16000
1	KT 26.99X34.93X25.40	7300	11700	16000

英制 Inch Size

珠巢型

Needle roller and cage assemblies

英制一般工業用
For industrial purpose

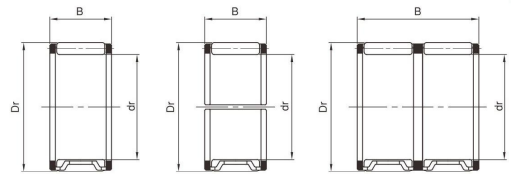


WJ WJ WJG WJ..W WJG..W

配合軸徑 Suitable diameter	軸承型號 Series		單位重 Weight	尺寸 Dimensions mm	
	標準尺寸 Standard size 1/16 inch	特殊尺寸 Special size inch		dr	Dr
inch			g		
1 1/8	WJ 182416		99	1 1/8	1 1/2
	WJ 182420		122	1 1/8	1 1/2
1 1/4	WJ 202612		51	1 1/4	1 5/8
	WJ 202616		68	1 1/4	1 5/8
1 3/8	WJ 222711		43	1 3/8	1 11/16
	WJ 222720		58	1 3/8	1 11/16
1.3878		1.388X1.700X0.72	46	1.388	1.700
		1.388X1.700X1.25	65	1.388	1.700
1.3883		1.388X1.701X0.73	48	1.388	1.701
		1.388X1.701X1.00	55	1.388	1.701
		1.388X1.701X1.25	70	1.388	1.701
1 1/2	WJ 243020		105	1 1/2	1 7/8
	WJ 243024		125	1 1/2	1 7/8
	WJ 243216		185	1 1/2	2

(1)除了標準的型號之外，SYI亦接受訂製特殊的尺寸規格，特殊型號標示為WJ dr x Dr x B例如WJ 1.141X1.453X0.75 -
Other than the series shown above, custom-made orders are available according to the series number WJ drXDrXB.

(2)當使用油脂潤滑時，極限回轉速為表列數值的60%。
With grease lubrication, 60% of the values given in the tables are permissible.



WJ WJG WJ..W

B	相當公制軸承型號 mm dr x Dr x B	基本額定負荷 Basic load ratings		極限回轉速 Limited Speed
		動 Dynamic C lbf	靜 Static Co lbf	機油潤滑 Oil rpm (2)
1	KT 28.575X38.10X25.40	8700	11500	15000
1 1/4	KT 28.575X38.10X31.75	10700	14900	15000
3/4	KT 31.75X41.28X19.05	7300	9400	13000
1	KT 31.75X41.28X25.40	9100	12500	13000
1 1/16	KT 34.93X42.86X17.46	6200	10100	14000
1 1/4	KT 34.93X42.86X31.75	9900	18500	14000
0.72	KT 35.25X43.20X18.26	6200	10100	13000
1.25	KT 35.25X43.20X31.75	9900	18600	13000
0.73	KT 35.262X43.20X18.50	6400	10600	13000
1	KT 35.262X43.20X25.40	8800	15800	13000
1.25	KT 35.262X43.20X31.60	10600	20200	13000
1 1/4	KT 38.10X47.63X31.75	12500	19800	12000
1 1/2	KT 38.10X47.63X38.10	14700	24300	12000
1	KT 38.10X50.80X25.40	11900	15300	11000

英制 Inch Size

珠巢型

Needle roller and cage assemblies

英制一般工業用
For industrial purpose

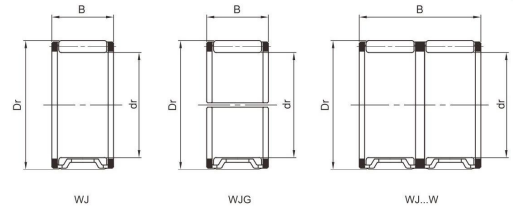


WJ WJ WJG WJ..W WJG..W

配合軸徑 Suitable diameter	軸承型號 Series		單位重 Weight	尺寸 Dimensions mm	
	標準尺寸 Standard size 1/16 inch	特殊尺寸 Special size inch		dr	Dr
1.6694		1.669x2.044x0.86	76	1.669	2.044
		1.669x2.044x1.00	88	1.669	2.044
		1.669x2.044x1.25	109	1.669	2.044
1 43/64		1.672x2.297x1.25	220	1 43/64	2 19/64
2	WJ 323816		150	2	2 3/8
	WJ 323824		230	2	2 3/8
2 1/8	WJ 344024		232	2 1/8	2 1/2

(1)除了標準的型號之外，SYI亦接受訂製特殊的尺寸規格，特殊型號標示為WJ dr x Dr x B例如WJ 1.141X1.453X0.75 -
Other than the series shown above, custom-made orders are available according to the series number WJ drXDrXB.

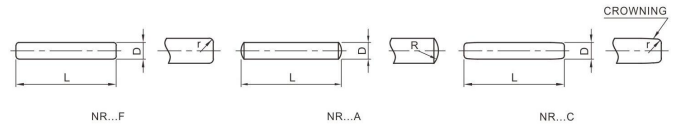
(2)當使用油脂潤滑時，極限回轉速為表列數值的60%。
With grease lubrication, 60% of the values given in the tables are permissible.



B	相當公制軸承型號 mm dr x Dr x B	基本額定負荷 Basic load ratings		極限回轉速 Limited Speed 機油潤滑 Oil rpm (2)
		動 Dynamic C lbf	靜 Static Co lbf	
0.86	KT 42.403X51.927X21.8	10400	16100	11000
1	KT 42.403X51.927X25.2	11800	18900	11000
1.25	KT 42.403X51.927X31.75	14800	25400	11000
1 1/4	KT 42.466X58.341X31.75	17500	24500	11000
1	KT 50.80X60.33X25.40	11300	19200	9000
1 1/2	KT 50.80X60.33X38.10	17400	33300	9000
1 1/2	KT 53.975X63.50X38.10	17400	33500	8500



滾針型號 Series	單位重 Weight g	尺寸 Dimensions mm	
		D	L
NR 1.5 X 5.8	0.08	1.5	5.8
NR 1.5 X 6.8	0.09		6.8
NR 1.5 X 7.8	0.11		7.8
NR 1.5 X 8.8	0.13		8.8
NR 1.5 X 9.8	0.14		9.8
NR 1.5 X 10.8	0.15		10.8
NR 1.5 X 11.8	0.16		11.8
NR 1.5 X 12.8	0.18		12.8
NR 1.5 X 13.8	0.19		13.8
NR 2 X 5.8	0.14		2
NR 2 X 6.8	0.17	6.8	
NR 2 X 7.8	0.19	7.8	
NR 2 X 8.8	0.22	8.8	
NR 2 X 9.8	0.24	9.8	
NR 2 X 10.8	0.27	10.8	
NR 2 X 11.8	0.29	11.8	
NR 2 X 12.8	0.31	12.8	
NR 2 X 13.8	0.34	13.8	
NR 2 X 14.8	0.36	14.8	

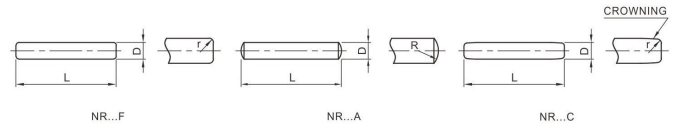


滾針型號 Series	單位重 Weight g	尺寸 Dimensions mm	
		D	L
NR 2 X 15.8	0.39	2	15.8
NR 2 X 17.8	0.44		17.8
NR 2 X 19.8	0.49		19.8
NR 2.5 X 6.8	0.26	2.5	6.8
NR 2.5 X 7.8	0.30		7.8
NR 2.5 X 9.8	0.38		9.8
NR 2.5 X 10.8	0.42		10.8
NR 2.5 X 11.8	0.45		11.8
NR 2.5 X 12.8	0.49		12.8
NR 2.5 X 13.8	0.53		13.8
NR 2.5 X 14.8	0.57		14.8
NR 2.5 X 15.8	0.61		15.8
NR 2.5 X 16.8	0.65		16.8
NR 2.5 X 17.8	0.69		17.8
NR 2.5 X 18.8	0.71		18.8
NR 2.5 X 19.8	0.76	19.8	
NR 2.5 X 20.8	0.80	20.8	
NR 2.5 X 21.8	0.84	21.8	
NR 2.5 X 22.8	0.88	22.8	

滾針
Needle rollers
NR...F
NR...A
NR...C



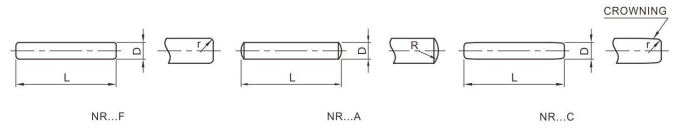
滾針型號 Series	單位重 Weight g	尺寸 Dimensions mm	
		D	L
NR 2.5 X 23.8	0.92	2.5	23.8
NR 2.5 X 24.8	0.95		24.8
NR 2.5 X 25.8	0.99		25.8
NR 3 X 7.8	0.43	3	7.8
NR 3 X 9.8	0.54		9.8
NR 3 X 11.8	0.65		11.8
NR 3 X 13.8	0.77		13.8
NR 3 X 15.8	0.88		15.8
NR 3 X 17.8	0.99		17.8
NR 3 X 19.8	1.10		19.8
NR 3 X 20.8	1.14		20.8
NR 3.5 X 8.8	0.66	3.5	8.8
NR 3.5 X 10.8	0.72		10.8
NR 3.5 X 11.8	0.89		11.8
NR 3.5 X 12.8	0.97		12.8
NR 3.5 X 13.8	1.04		13.8
NR 3.5 X 14.8	1.12		14.8
NR 3.5 X 15.8	1.19		15.8
NR 3.5 X 16.8	1.27		16.8



滾針型號 Series	單位重 Weight g	尺寸 Dimensions mm	
		D	L
NR 3.5 X 17.8	1.34	3.5	17.8
NR 3.5 X 18.8	1.42		18.8
NR 3.5 X 19.8	1.50		19.8
NR 3.5 X 21.8	1.65		21.8
NR 3.5 X 23.8	1.80		23.8
NR 3.5 X 24.8	1.95		24.8
NR 3.5 X 26.8	2.10		26.8
NR 4 X 9.8	0.97		4
NR 4 X 10.8	1.07	10.8	
NR 4 X 11.8	1.16	11.8	
NR 4 X 12.8	1.26	12.8	
NR 4 X 13.8	1.36	13.8	
NR 4 X 14.8	1.46	14.8	
NR 4 X 15.8	1.56	15.8	
NR 4 X 17.8	1.76	17.8	
NR 4 X 18.8	1.86	18.8	
NR 4 X 19.8	1.95	19.8	
NR 4 X 20.8	2.05	20.8	
NR 4 X 21.8	2.15	21.8	



滾針型號 Series	單位重 Weight g	尺寸 Dimensions mm	
		D	L
NR 4 X 22.8	2.25	4	22.8
NR 4 X 23.8	2.35		23.8
NR 4 X 25.8	2.55		25.8
NR 4 X 29.8	2.94		29.8
NR 4.5 X 10.8	1.22	4.5	10.8
NR 4.5 X 11.8	1.47		11.8
NR 4.5 X 13.8	1.72		13.8
NR 4.5 X 14.8	1.83		14.8
NR 4.5 X 15.8	1.97		15.8
NR 4.5 X 16.8	2.10		16.8
NR 4.5 X 17.8	2.22		17.8
NR 4.5 X 19.8	2.47		19.8
NR 4.5 X 23.8	2.97		23.8
NR 4.5 X 25.8	3.22		25.8
NR 5 X 11.8	1.82	5	11.8
NR 5 X 15.8	2.44		15.8
NR 5 X 16.8	2.59		16.8
NR 5 X 17.8	2.74		17.8
NR 5 X 19.8	3.05		19.8



滾針型號 Series	單位重 Weight g	尺寸 Dimensions mm	
		D	L
NR 5 X 20.8	3.21	5	20.8
NR 5 X 21.8	3.36		21.8
NR 5 X 23.8	3.67		23.8
NR 5 X 24.8	3.82		24.8
NR 5 X 26.8	4.13		26.8
NR 6 X 12.8	2.85	6	12.8
NR 6 X 16.8	3.73		16.8
NR 6 X 17.8	3.95		17.8
NR 6 X 19.8	4.39		19.8
NR 6 X 20.8	4.62		20.8
NR 6 X 29.8	6.61		29.8
NR 7 X 13.8	3.98		7
NR 7 X 20.8	6.28	20.8	
NR 8 X 16.8	10.75	8	16.8

(1) 頭端半徑 : $\frac{D}{2} \leq R \leq \frac{L}{2}$
End form radius

(1) 圓角半徑 : $\frac{D}{3}$ upto $\frac{r}{5}$ min 0.2 max 0.6
Corner radius

SPECIAL BEARINGS

船外機用滾針軸承

Needle Roller Bearing for Out Board Motors



工業用滾針軸承

Industrial Application Needle Roller Bearings



搖臂滾針軸承

Rock Arm Needle Roller Bearings



ISO-TOLERANCES FOR BORES

Nominal diameters (mm) Deviations in μm ($1\mu\text{m}=0.001\text{mm}$)

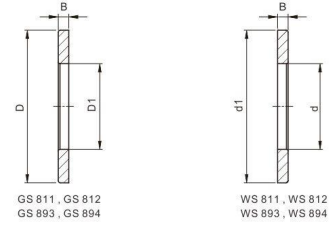
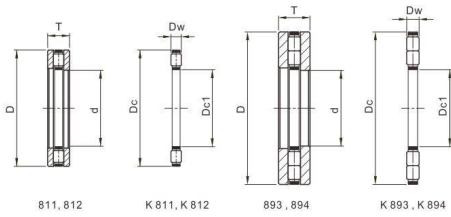
Over Incl.	3 6	6 10	10 18	18 30	30 50	50 80	80 120	120 180	180 250	
E	E10	+ 68	+ 83	+ 102	+ 124	+ 150	+ 180	+ 212	+ 245	+ 285
		+ 20	+ 25	+ 32	+ 40	+ 50	+ 60	+ 72	+ 85	+ 100
	E11	+ 95	+ 115	+ 142	+ 170	+ 210	+ 250	+ 292	+ 335	+ 390
F	F6	+ 18	+ 22	+ 27	+ 33	+ 41	+ 49	+ 58	+ 68	+ 79
		+ 10	+ 13	+ 16	+ 20	+ 25	+ 30	+ 36	+ 43	+ 50
	F7	+ 22	+ 28	+ 34	+ 41	+ 50	+ 60	+ 71	+ 83	+ 96
G	G6	+ 12	+ 14	+ 17	+ 20	+ 25	+ 29	+ 34	+ 39	+ 44
		+ 4	+ 5	+ 6	+ 7	+ 9	+ 10	+ 12	+ 14	+ 15
	G7	+ 16	+ 20	+ 24	+ 28	+ 34	+ 40	+ 47	+ 54	+ 61
H	H6	+ 8	+ 9	+ 11	+ 13	+ 16	+ 19	+ 22	+ 25	+ 29
		0	0	0	0	0	0	0	0	0
	H7	+ 12	+ 15	+ 18	+ 21	+ 25	+ 30	+ 35	+ 40	+ 46
J	J6	+ 5	+ 5	+ 6	+ 8	+ 10	+ 13	+ 16	+ 18	+ 22
		- 3	- 4	- 5	- 5	- 6	- 6	- 6	- 7	- 7
	J7	+ 6	+ 8	+ 10	+ 12	+ 14	+ 18	+ 22	+ 26	+ 30
Js	Js6	+ 4	+ 4,5	+ 5,5	+ 6,5	+ 8	+ 9,5	+ 11	+ 12,5	+ 14,5
		- 4	- 4,5	- 5,5	- 6,5	- 8	- 9,5	- 11	- 12,5	- 14,5
	Js7	+ 6	+ 7,5	+ 9	+ 10,5	+ 12,5	+ 15	+ 17,5	+ 20	+ 23
K	K6	+ 2	+ 2	+ 2	+ 2	+ 3	+ 4	+ 4	+ 4	+ 5
		- 6	- 7	- 9	- 11	- 13	- 15	- 18	- 21	- 24
	K7	+ 3	+ 5	+ 6	+ 6	+ 7	+ 9	+ 10	+ 12	+ 13
M	M6	- 1	- 3	- 4	- 4	- 4	- 5	- 6	- 8	- 8
		- 9	- 12	- 15	- 17	- 20	- 24	- 28	- 33	- 37
	M7	- 12	- 15	- 18	- 21	- 25	- 30	- 35	- 40	- 46
N	N6	- 5	- 7	- 9	- 11	- 12	- 14	- 16	- 20	- 22
		- 13	- 16	- 20	- 24	- 28	- 33	- 38	- 45	- 51
	N7	- 4	- 4	- 5	- 7	- 8	- 9	- 10	- 12	- 14
P	P6	- 9	- 12	- 15	- 18	- 21	- 26	- 30	- 36	- 41
		- 17	- 21	- 26	- 31	- 37	- 45	- 52	- 61	- 70
	P7	- 8	- 9	- 11	- 14	- 17	- 21	- 24	- 28	- 33
	- 20	- 24	- 29	- 35	- 42	- 51	- 59	- 68	- 79	

Nominal diameters (mm) Deviations in μm ($1\mu\text{m}=0.001\text{mm}$)

Over Incl.	3 6	6 10	10 18	18 30	30 50	50 80	80 120	120 180	
e	e6	- 20	- 25	- 32	- 40	- 50	- 60	- 72	- 85
		- 28	- 34	- 43	- 53	- 66	- 79	- 94	- 110
	f5	- 10	- 13	- 16	- 20	- 25	- 30	- 36	- 43
f	f6	- 15	- 19	- 24	- 29	- 36	- 43	- 51	- 61
	f7	- 10	- 13	- 16	- 20	- 25	- 30	- 36	- 43
		- 18	- 22	- 27	- 33	- 41	- 49	- 58	- 68
g	g5	- 4	- 5	- 6	- 7	- 9	- 10	- 12	- 14
		- 9	- 11	- 14	- 16	- 20	- 23	- 27	- 32
	g6	- 4	- 5	- 6	- 7	- 9	- 10	- 12	- 14
h	h4	0	0	0	0	0	0	0	0
		- 4	- 4	- 5	- 6	- 7	- 8	- 10	- 12
	h5	0	0	0	0	0	0	0	0
h	h6	0	0	0	0	0	0	0	0
		- 8	- 9	- 11	- 13	- 16	- 19	- 22	- 25
	h7	0	0	0	0	0	0	0	0
h	h8	0	0	0	0	0	0	0	0
		- 12	- 15	- 18	- 21	- 25	- 30	- 35	- 40
	h10	0	0	0	0	0	0	0	0
h	h11	0	0	0	0	0	0	0	0
		- 48	- 58	- 70	- 84	- 100	- 120	- 140	- 160
	h13	- 180	- 220	- 270	- 330	- 390	- 460	- 540	- 630
j	j5	+ 3	+ 4	+ 5	+ 5	+ 6	+ 6	+ 6	+ 7
		- 2	- 2	- 3	- 4	- 5	- 7	- 9	- 11
	j6	+ 6	+ 7	+ 8	+ 9	+ 11	+ 12	+ 12	+ 14
js	js5	+ 2,5	+ 3	+ 4	+ 4,5	+ 5,5	+ 6,5	+ 7,5	+ 9
		- 2,5	- 3	- 4	- 4,5	- 5,5	- 6,5	- 7,5	- 9
	js6	+ 4	+ 4,5	+ 5,5	+ 6,5	+ 8	+ 9,5	+ 11	+ 12,5
k	k5	+ 6	+ 7	+ 9	+ 11	+ 13	+ 15	+ 18	+ 21
		+ 1	+ 1	+ 1	+ 2	+ 2	+ 2	+ 3	+ 3
	k6	+ 9	+ 10	+ 12	+ 15	+ 18	+ 21	+ 25	+ 28
m	m5	+ 4	+ 6	+ 7	+ 8	+ 9	+ 11	+ 13	+ 15
		+ 9	+ 12	+ 15	+ 17	+ 20	+ 24	+ 28	+ 33
	m6	+ 12	+ 15	+ 18	+ 21	+ 25	+ 30	+ 35	+ 40
n	n5	+ 13	+ 16	+ 20	+ 24	+ 28	+ 33	+ 38	+ 45
		+ 8	+ 10	+ 12	+ 15	+ 17	+ 20	+ 23	+ 27
	n6	+ 16	+ 19	+ 23	+ 28	+ 33	+ 39	+ 45	+ 52
p	p5	+ 8	+ 10	+ 12	+ 15	+ 17	+ 20	+ 23	+ 27
		+ 17	+ 21	+ 26	+ 31	+ 37	+ 45	+ 52	+ 61
	p6	+ 12	+ 15	+ 18	+ 22	+ 26	+ 32	+ 37	+ 43
	+ 20	+ 24	+ 29	+ 35	+ 42	+ 51	+ 59	+ 68	
	+ 12	+ 15	+ 18	+ 22	+ 26	+ 32	+ 37	+ 43	

Axial cylindrical roller bearings

Series
811
812
893
874
894

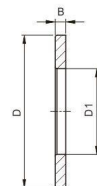
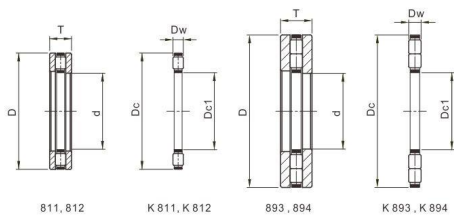


Shaft dia.	Series				Weight	Series	Weight
mm	Axial cylindrical roller bearings				kg	Axial cylindrical roller and cage assemblies washer	kg
10	81100TN				0.019	K 81100 TN	0.003
12	81101TN				0.022	K 81101 TN	0.004
15	81102TN				0.024	K 81102 TN	0.006
17	81103TN				0.027	K 81103 TN	0.009
20	81104TN				0.037	K 81104 TN	0.013
25	81105TN				0.053	K 81105 TN	0.015
30	81106TN				0.057	K 81106 TN	0.017
	81206TN				0.123	K 81206 TN	0.033
35	89306				0.233	K 89306	0.043
	81107TN				0.073	K 81107 TN	0.019
	81207TN				0.195	K 81207 TN	0.043
40	89307				0.33	K 89307	0.062
	81108TN				0.105	K 81108 TN	0.031
	81208TN				0.249	K 81208 TN	0.081
	89308TN				0.484	K 89308 TN	0.098
	87408				0.747	K 87408	0.127

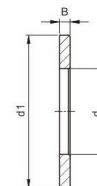
Bearing washer		Weight	Dimensions mm					Basic load ratings		Limited Speed
Housing locating washers	Shaft locating washers	kg	Dc1 d	Dc D	Dw	B	T	Dynamic C kgf	Static Co kgf	oil rpm
GS 811 00	WS 811 00	0.008	10	24	3.5	2.75	9	12 300	21 500	13 000
GS 811 01	WS 811 01	0.009	12	26	3.5	2.75	9	13 000	23 900	12 000
GS 811 02	WS 811 02	0.008	15	28	3.5	2.75	9	14 400	28 500	11 000
GS 811 03	WS 811 03	0.009	17	30	3.5	2.75	9	15 900	33 500	10 000
GS 811 04	WS 811 04	0.012	20	35	4.5	2.75	10	24 900	53 000	8 500
GS 811 05	WS 811 05	0.019	25	42	5	3	11	33 500	76 000	7 000
GS 811 06	WS 811 06	0.02	30	47	5	3	11	35 500	86 000	6 000
GS 812 06	WS 812 06	0.045	30	52	7.5	4.25	16	64 000	141 000	6 000
GS 893 06	WS 893 06	0.095	30	60	5.5	6.25	18	62 000	173 000	5 000
GS 811 07	WS 811 07	0.027	35	52	5	3.5	12	39 000	101 000	5 500
GS 812 07	WS 812 07	0.076	35	62	7.5	5.25	18	80 000	199 000	4 900
GS 893 07	WS 893 07	0.134	35	68	6	7	20	76 000	222 000	4 600
GS 811 08	WS 811 08	0.037	40	60	6	3.5	13	56 000	148 000	4 800
GS 812 08	WS 812 08	0.084	40	68	9	5	19	107 000	265 000	4 400
GS 893 08	WS 893 08	0.193	40	78	7	7.5	22	122 000	385 000	4 000
GS 874 08	WS 874 08	0.31	40	90	6.5	8.25	23	135 000	480 000	3 600

Axial cylindrical roller bearings

Series
811
812
893
874
894



GS 811, GS 812
GS 893, GS 894



WS 811, WS 812
WS 893, WS 894

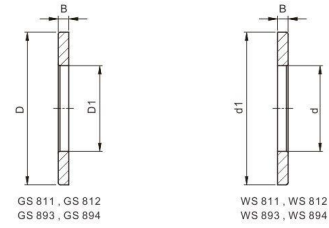
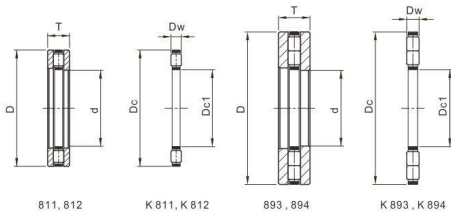


Shaft dia.	Series				Weight	Series	Weight
mm	Axial cylindrical roller bearings				kg	Axial cylindrical roller and cage assemblies washer	kg
45	81109TN				0.13	K 81109 TN	0.035
		81209TN			0.293	K 81209 TN	0.091
			89309TN		0.615	K 89309 TN	0.121
				87409	1.054	K 87409	0.174
50	81110TN				0.14	K 81110 TN	0.038
		81210TN			0.356	K 81210 TN	0.098
			89310TN		0.887	K 89310 TN	0.175
				87410TN	1.316	K 87410 TN	0.256
55	81111TN				0.218	K 81111 TN	0.045
		81211TN			0.568	K 81211 TN	0.166
			89311		1.201	K 89311	0.231
				87411	1.699	K 87411	0.303
60	81112TN				0.266	K 81112 TN	0.082
		81212TN			0.642	K 81212 TN	0.176
			89312		1.281	K 89312	0.247
				87412	2.26	K 87412	0.38
			89412TN	2.818	K 89412 TN	0.538	

Bearing washer		Weight	Dimensions mm					Basic load ratings		Limited Speed
Housing locating washers	Shaft locating washers	kg	Dc1 d	Dc D	Dw	B	T	Dynamic C kgf	Static Co kgf	oil rpm
GS 811 09	WS 811 09	0.047	45	65	6	4	14	59 000	163 000	14 400
GS 812 09	WS 812 09	0.101	45	73	9	5.5	20	110 000	285 000	4 000
GS 893 09	WS 893 09	0.247	45	85	7.5	8.25	24	139 000	445 000	3 600
GS 874 09	WS 874 09	0.44	45	100	7	9	25	154 000	560 000	3 200
GS 811 10	WS 811 10	0.051	50	70	6	4	14	61 000	177 000	4 000
GS 812 10	WS 812 10	0.129	50	78	9	6.5	22	117 000	315 000	3 700
GS 893 10	WS 893 10	0.356	50	95	8	9.5	27	167 000	560 000	3 200
GS 874 10	WS 874 10	0.53	50	110	8	9.5	27	200 000	740 000	2 900
GS 811 11	WS 811 11	0.082	55	78	6	5	16	90 000	300 000	3 600
GS 812 11	WS 812 11	0.201	55	90	11	7	25	154 000	405 000	3 300
GS 893 11	WS 893 11	0.485	55	105	9	10.5	30	183 000	600 000	2 900
GS 874 11	WS 874 11	0.698	55	120	8	10.5	29	222 000	87 000	2 600
GS 811 12	WS 811 12	0.092	60	85	7.5	4.75	17	103 000	315 000	3 300
GS 812 12	WS 812 12	0.233	60	95	11	7.5	26	172 000	480 000	3 100
GS 893 12	WS 893 12	0.517	60	110	9	10.5	30	188 000	630 000	2 700
GS 874 12	WS 874 12	0.94	60	130	9	11.5	32	260 000	1 000 000	2 500
GS 894 12	WS 894 12	1.115	60	130	14	14	42	390 000	1 220 000	2 500

Axial cylindrical roller bearings

Series
811
812
893
874
894

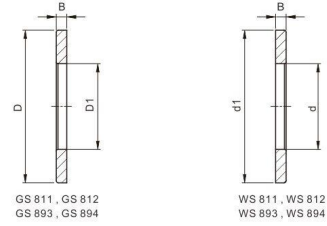
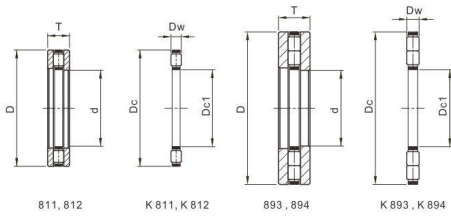


Shaft dia.	Series				Weight	Series	Weight
mm	Axial cylindrical roller bearings				kg	Axial cylindrical roller and cage assemblies washer	kg
65	811 13 TN				0.31	K 811 13 TN	0.09
		812 13 TN			0.721	K 812 13 TN	0.185
			893 13		1.37	K 893 13	0.26
				874 13	2.75	K 874 13	0.47
				894 13 TN	3.52	K 894 13 TN	0.72
70	811 14 TN				0.332	K 811 14 TN	0.092
		812 14 TN			0.768	K 812 14 TN	0.212
			893 14		1.93	K 893 14	0.33
				874 14	3.37	K 874 14	0.65
				894 14	4.38	K 894 14	0.92
75	811 15				0.377	K 811 15	0.105
		812 15			0.81	K 812 15	0.224
	811 10 TN	893 15			2.41	K 893 15	0.47
				874 15	4.02	K 874 15	0.8
				894 15	5.25	K 894 15	1.07

Bearing washer		Weight	Dimensions mm					Basic load ratings		Limited Speed
Housing locating washers	Shaft locating washers	kg	Dc1 d	Dc D	Dw	B	T	Dynamic C kgf	Static Co kgf	oil rpm
GS 811 13	WS 811 13	0.11	65	90	7.5	5.25	18	107 000	340 000	3 100
GS 812 13	WS 812 13	0.268	65	100	11	8	27	177 000	500 000	2 900
GS 893 13	WS 893 13	0.535	65	115	9	10.5	30	193 000	670 000	2 600
GS 874 13	WS 874 13	1.14	65	140	10	12	34	300 000	1 140 000	2 300
GS 894 13	WS 894 13	1.4	65	140	15	15	45	445 000	1 410 000	2 300
GS 811 14	WS 811 14	0.12	70	95	7.5	5.25	18	111 000	365 000	2 900
GS 812 14	WS 812 14	0.278	70	105	11	8	27	187 000	550 000	2 700
GS 893 14	WS 893 14	0.8	70	125	10	12	34	237 000	830 000	2 400
GS 874 14	WS 874 14	1.36	70	150	11	12.5	36	360 000	1 380 000	2 200
GS 894 14	WS 894 14	1.73	70	150	16	16	48	450 000	1 390 000	2 100
GS 811 15	WS 811 15	0.136	75	100	7.5	5.75	19	96 000	305 000	2 700
GS 812 15	WS 812 15	0.293	75	110	11	8	27	159 000	455 000	2 600
GS 893 15	WS 893 15	0.97	75	135	11	12.5	36	275 000	960 000	2 200
GS 874 15	WS 874 15	1.61	75	160	12	13	38	430 000	1 660 000	2 000
GS 894 15	WS 894 15	2.09	75	160	17	17	51	500 000	1 580 000	2 000

Axial cylindrical roller bearings

Series
811
812
893
874
894

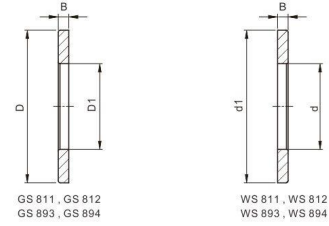
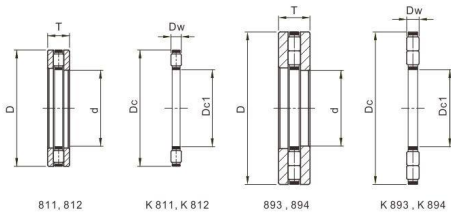


Shaft dia.	Series					Weight	Series	Weight
mm	Axial cylindrical roller bearings					kg	Axial cylindrical roller and cage assemblies washer	kg
80	81116					0.4	K 81116	0.112
		81216TN				0.9	K 81216 TN	0.234
			89316			2.53	K 89316	0.49
				87416		5.32	K 87416	0.88
					89416	6.41	K 89416	1.41
85	81117TN					0.42	K 81117 TN	0.118
		81217				1.28	K 81217	0.3
			89317			3	K 89317	0.54
				87417		5.53	K 87417	1.03
					89417	7.55	K 89417	1.61
90	81118					0.637	K 81118	0.187
		81218TN				1.77	K 81218 TN	0.542
			89318			3.28	K 89318	0.62
				87418		6.65	K 87418	1.13
					89418	8.77	K 89418	1.87

Bearing washer		Weight	Dimensions mm					Basic load ratings		Limited Speed
Housing locating washers	Shaft locating washers	kg	Dc1 d	Dc D	Dw	B	T	Dynamic C kgf	Static Co kgf	oil rpm
GS 81116	WS 81116	0.144	80	105	7.5	5.75	19	98000	315 000	2 600
GS 81216	WS 81216	0.333	80	115	11	8.5	28	201 000	630 000	2 400
GS 89316	WS 89316	1.02	80	140	11	12.5	36	285 000	1 010 000	2 100
GS 87416	WS 87416	2.222	80	170	12	14.5	41	450 000	1 810 000	1 900
GS 89416	WS 89416	2.5	80	170	18	18	54	560 000	1 770 000	1 900
GS 81117	WS 81117	0.151	85	110	7.5	5.75	19	112 000	385 000	2 500
GS 81217	WS 81217	0.49	85	125	12	9.5	31	194 000	570 000	2 300
GS 89317	WS 89317	1.23	85	150	12	13.5	39	325 000	1 140 000	2 000
GS 87417	WS 87417	2.25	85	180	13	14.5	42	485 000	1 920 000	1 800
GS 89417	WS 89417	2.97	85	180	19	19.5	58	620 000	1 980 000	1 800
GS 81118	WS 81118	0.225	90	120	9	6.5	22	133 000	430 000	2 300
GS 81218	WS 81218	0.614	90	135	14	10.5	35	290 000	890 000	2 100
GS 89318	WS 89318	1.33	90	155	12	13.5	39	330 000	1 200 000	1 900
GS 87418	WS 87418	2.76	90	190	13	16	45	510 000	2 090 000	1 700
GS 89418	WS 89418	3.45	90	190	20	20	60	680 000	2 200 000	1 700

Axial cylindrical roller bearings

Series
811
812
893
874
894

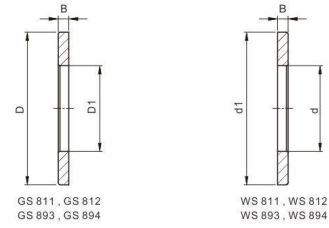
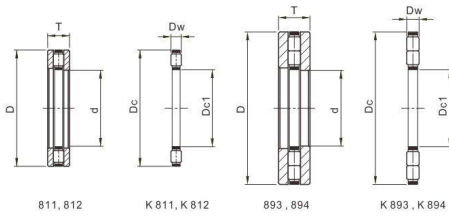


Shaft dia.	Series					Weight	Series	Weight
mm	Axial cylindrical roller bearings					kg	Axial cylindrical roller and cage assemblies washer	kg
100	81120					1	K 81120	0.3
		81220				2.2	K 81220	0.6
			89320			4.19	K 89320	0.81
				87420		9.02	K 87420	1.66
					89420	11.9	K 89420	2.4
110	81122					1.095	K 81122	0.325
		81222				2.445	K 81222	0.685
			89322			6.03	K 89322	1.15
				87422*		11.47	K 87422 *	2.15
					89422	15.6	K 89422	3.3
120	81124					1.17	K 81124	0.34
		81224				2.69	K 81224	0.73
			89324			8.52	K 89324	1.72
				87424*		14.8	K 87424 *	2.92
					89424	19.7	K 89424	4.3

Bearing washer		Weight	Dimensions mm					Basic load ratings		Limited Speed
Housing locating washers	Shaft locating washers	kg	Dc1 d	Dc D	Dw	B	T	Dynamic C kgf	Static Co kgf	oil rpm
GS 811 20	WS 811 20	0.35	100	135	11	7	25	187 000	600 000	2 000
GS 812 20	WS 812 20	0.8	100	150	15	11.5	38	285 000	840 000	1 900
GS 893 20	WS 893 20	1.69	100	170	13	14.5	42	380 000	1 400 000	1 700
GS 874 20	WS 874 20	3.68	100	210	15	17.5	50	680 000	2 800 000	1 500
GS 894 20	WS 894 20	4.75	100	210	22	22.5	67	850 000	2 850 000	1 500
GS 811 22	WS 811 22	0.385	110	145	11	7	25	195 000	650 000	1 900
GS 812 22	WS 812 22	0.88	110	160	15	11.5	38	300 000	940 000	1 800
GS 893 22	WS 893 22	2.44	110	190	15	16.5	48	500 000	1 870 000	1 600
GS 874 22*	WS 874 22*	4.66	110	230	17	18.5	54	810 000	3 350 000	1 400
GS 894 22	WS 894 22	6.15	110	230	24	24.5	73	1 000 000	3 400 000	1 400
GS 811 24	WS 811 24	0.415	120	155	11	7	25	203 000	700 000	1 700
GS 812 24	WS 812 24	0.98	120	170	15	12	39	310 000	980 000	1 700
GS 893 24	WS 893 24	3.4	120	210	17	18.5	54	640 000	2 420 000	1 400
GS 874 24*	WS 874 24*	5.94	120	250	18	20	58	960 000	4 100 000	1 300
GS 894 24	WS 894 24	7.7	120	250	26	26	78	1 160 000	4 000 000	1 300

Axial cylindrical roller bearings

Series
811
812
893
874
894

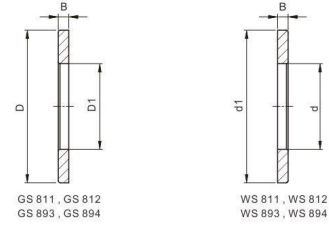
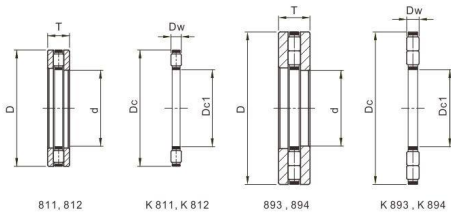


Shaft dia.	Series					Weight	Series	Weight
mm	Axial cylindrical roller bearings					kg	Axial cylindrical roller and cage assemblies washer	kg
130	81126					1.7	K 81126	0.414
		81226				4.204	K 81226	1.144
			89326			10	K 89326	1.91
				87426*		18.61	K 87426 *	3.41
					89426	24	K 89426	5
140	81128					1.946	K 81128	0.448
		81228				4.567	K 81228	1.197
			89328			11.99	K 89328	2.39
				87428*		19.64	K 87428 *	3.68
					89428	27.2	K 89428	6
150	81130					2.066	K 81130	0.474
		81230				5.886	K 81230	1.52
			89330			12.63	K 89330	2.51
				87430*		23.61	K 87430 *	4.45
					89430	32.1	K 89430	7.1

Bearing washer		Weight	Dimensions mm					Basic load ratings		Limited Speed
Housing locating washers	Shaft locating washers	kg	Dc1 d	Dc D	Dw	B	T	Dynamic C kgf	Static Co kgf	oil rpm
GS 811 26	WS 811 26	0.643	130	170	12	9	30	233 000	810 000	1600
GS 812 26	WS 812 26	1.53	130	190	19	13	45	425 000	1 290 000	1500
GS 893 26	WS 893 26	4.045	130	225	18	20	58	710 000	2 700 000	1300
GS 874 26*	WS 874 26*	7.6	130	270	19	22	63	1 050 000	4 550 000	1200
GS 894 26	WS 894 26	9.5	130	270	28	28.5	85	1 330 000	4 600 000	1200
GS 811 28	WS 811 28	0.749	140	180	12	9.5	31	242 000	870 000	1500
GS 812 28	WS 812 28	1.635	140	200	19	13.5	46	445 000	1 450 000	1400
GS 893 28	WS 893 28	4.8	140	240	19	20.5	60	820 000	3 200 000	1200
GS 874 28*	WS 874 28*	7.98	140	280	19	22	63	1 110 000	4 950 000	1100
GS 894 28	WS 894 28	10.6	140	280	28	28.5	85	1 380 000	4 950 000	1100
GS 811 30	WS 811 30	0.796	150	190	12	9.5	31	250 000	930 000	1400
GS 812 30	WS 812 30	2.18	150	215	21	14.5	50	590 000	1 940 000	1300
GS 893 30	WS 893 30	5.06	150	250	19	20.5	60	840 000	3 350 000	1200
GS 874 30*	WS 874 30*	9.58	150	300	21	23	67	1 260 000	5 500 000	1000
GS 894 30	WS 894 30	12.5	150	300	30	30	90	1 570 000	5 700 000	1000

Axial cylindrical roller bearings

Series
811
812
893
874
894

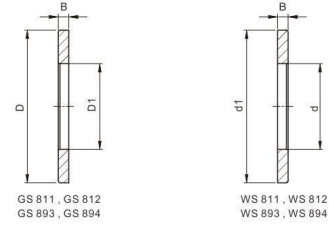
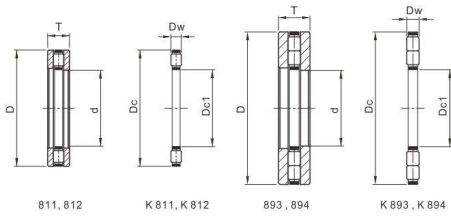


Shaft dia.	Series					Weight	Series	Weight
mm	Axial cylindrical roller bearings					kg	Axial cylindrical roller and cage assemblies washer	kg
160	81132					2.189	K 81132	0.505
		81232				6.203	K 81232	1.603
			89332*			16.61	K 89332 *	3.15
				87432*		29.53	K 87432 *	5.33
					89432	38.2	K 89432	8.6
170	81134					2.95	K 81134	0.75
		81234				7.69	K 81234	1.89
			89334*			17.36	K 89334 *	3.3
				87434*		35.74	K 87434 *	6.74
					89434	47.2	K 89434	10.2
180	81136					3.04	K 81136	0.8
		81236				8.24	K 81236	1.98
			89336*			22.11	K 89336 *	4.71
				87436*		42.71	K 87436 *	8.51
					89436	54.8	K 89436	12.2

Bearing washer		Weight	Dimensions mm					Basic load ratings		Limited Speed
Housing locating washers	Shaft locating washers	kg	Dc1 d	Dc D	Dw	B	T	Dynamic C kgf	Static Co kgf	oil rpm
GS 811 32	WS 811 32	0.842	160	200	12	9.5	31	260 000	990 000	1300
GS 812 32	WS 812 32	2.3	160	225	21	15	51	600 000	2 030 000	1200
GS 893 32*	WS 893 32*	6.73	160	270	21	23	67	970 000	3 900 000	1100
GS 874 32*	WS 874 32*	12.1	160	320	22	25.5	73	1 450 000	6 600 000	1000
GS 894 32	WS 894 32	14.8	160	320	32	31.5	95	1 780 000	6 500 000	950
GS 811 34	WS 811 34	1.1	170	215	14	10	34	325 000	1 220 000	1200
GS 812 34	WS 812 34	2.9	170	240	22	16.5	55	680 000	2 340 000	1100
GS 893 34*	WS 893 34*	7.03	170	280	21	32	67	1 000 000	4 050 000	1000
GS 874 34*	WS 874 34*	14.5	170	240	24	27	78	1 620 000	7 300 000	900
GS 894 34	WS 894 34	18.5	170	340	21	34.5	103	1 990 000	7 400 000	900
GS 811 36	WS 811 36	1.12	180	225	14	10	34	340 000	1 300 000	1200
GS 812 36	WS 812 36	3.13	180	250	22	17	56	690 000	2 440 000	1100
GS 893 36*	WS 893 36*	8.7	180	300	24	24.5	73	1 260 000	5 100 000	1000
GS 874 36*	WS 874 36*	17.1	180	360	25	28.5	82	1 860 000	8 600 000	850
GS 894 36	WS 894 36	21.3	180	360	36	36.5	109	2 210 000	8 200 000	850

Axial cylindrical roller bearings

Series
811
812
893
874
894

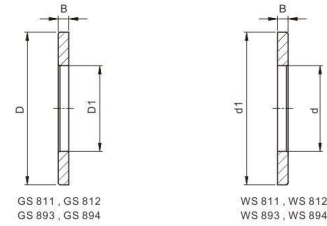
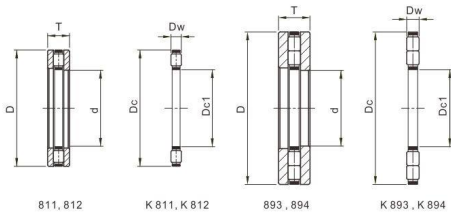


Shaft dia.	Series				Weight	Series	Weight
mm	Axial cylindrical roller bearings				kg	Axial cylindrical roller and cage assemblies washer	kg
190	81138				3.84	K 81138	0.94
		81238			10.4	K 81238	2.73
			89338*		26.87	K 89338 *	5.61
				87438*	48.57	K 87438 *	8.97
					89438	K 89438	14.5
200	81140				4	K 81140	0.98
		81240			11.91	K 81240	3.09
			89340*		31.93	K 89340 *	6.79
				87440*	56.78	K 87440 *	10.78
					89440	K 89440	16.2
220	81144				4.5	K 81144	1.32
		81244			12.85	K 81244	3.35
					82	K 89444	17.6
240	81148				7.25	K 81148	2.11
		81248			21.95	K 81248	5.65
					87.8	K 89448	19.2

Bearing washer		Weight	Dimensions mm					Basic load ratings		Limited Speed
Housing locating washers	Shaft locating washers	kg	Dc1 d	Dc D	Dw	B	T	Dynamic C kgf	Static Co kgf	oil rpm
GS 811 38	WS 811 38	1.45	190	240	15	11	37	385 000	1 500 000	1 100
GS 812 38	WS 812 38	3.835	190	270	26	18	62	880 000	3 000 000	1 000
GS 893 38*	WS 893 38*	10.63	190	320	26	26	78	1 420 000	5 700 000	900
GS 874 38*	WS 874 38*	19.8	190	380	26	29.5	85	1 990 000	9 300 000	800
GS 894 38	WS 894 38	25.6	190	380	38	38.5	115	2 450 000	9 200 000	800
GS 811 40	WS 811 40	1.51	200	250	15	11	37	395 000	1 550 000	1 100
GS 812 40	WS 812 40	4.41	200	280	26	18	62	900 000	3 150 000	1 000
GS 893 40*	WS 893 40*	12.57	200	340	28	28.5	85	1 630 000	6 600 000	850
GS 874 40*	WS 874 40*	23	200	400	28	31	90	2 290 000	10 700 000	800
GS 894 40	WS 894 40	29.3	200	400	40	41	122	2 700 000	10 200 000	750
GS 811 44	WS 811 44	1.59	220	270	15	11	37	420 000	1 730 000	1 000
GS 812 44	WS 812 44	4.75	220	300	26	18.5	63	940 000	3 450 000	900
GS 894 44	WS 894 44	32.2	220	420	40	41	122	2 900 000	11 500 000	750
GS 811 48	WS 811 48	2.57	240	300	18	13.5	45	600 000	2 500 000	900
GS 812 48	WS 812 48	8.15	240	340	32	23	78	1 370 000	5 000 000	800
GS 894 48	WS 894 48	34.3	240	440	40	41	122	3 000 000	12 200 000	700

Axial cylindrical roller bearings

Series
811
812
893
874
894

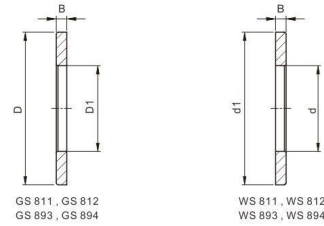
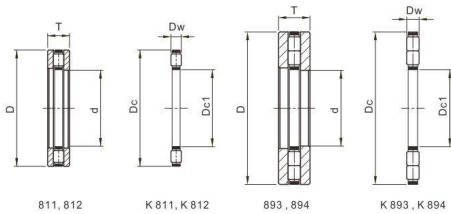


Shaft dia.	Series				Weight	Series	Weight
mm	Axial cylindrical roller bearings				kg	Axial cylindrical roller and cage assemblies washer	kg
260	81152				7.83	K 81152	2.3
	81252				23.9	K 81252	6.1
				89452	114	K 89452	25.5
280	81156				10.3	K 81156	3
	81256				25.9	K 81256	6.4
				89456	142	K 89456	30.8
300	81160				16.67	K 81160	4.83
	81260				40.55	K 81260	10.15
				89460	153	K 89460	32.7
320	81164*				17.82	K 81164 *	5.12
	81264*				42.6	K 81264 *	10.7
340	81168*				19.45	K 81168 *	5.51
	81268*				46.75	K 81268 *	11.25
360	81172*				19.5	K 81172 *	5.55
	81272*				65.65	K 81272 *	17.25
380	81176*				21.9	K 81176 *	6.08
	81276*				70.1	K 81276 *	17.7

Bearing washer		Weight	Dimensions mm					Basic load ratings		Limited Speed
Housing locating washers	Shaft locating washers	kg	Dc1 d	Dc D	Dw	B	T	Dynamic C kgf	Static Co kgf	oil rpm
GS 811 52	WS 811 52	2.765	260	320	18	13.5	45	620 000	2 650 000	800
GS 812 52	WS 812 52	8.9	260	360	32	23.5	79	1 440 000	5 400 000	750
GS 894 52	WS 894 52	44.25	260	480	44	44	132	3 550 000	14 600 000	650
GS 811 56	WS 811 56	3.65	280	350	22	15.5	53	860 000	3 650 000	750
GS 812 56	WS 812 56	9.75	280	380	32	24	80	1 460 000	5 600 000	700
GS 894 56	WS 894 56	55.6	280	520	48	48.5	145	4 200 000	17 400 000	600
GS 811 60	WS 811 60	5.92	300	380	25	18.5	62	1 060 000	4 500 000	700
GS 812 60	WS 812 60	15.2	300	420	38	28.5	95	1 930 000	7 300 000	650
GS 894 60	WS 894 60	80.15	300	540	48	48.5	145	4 300 000	18 400 000	550
GS 811 64*	WS 811 64*	6.35	320	400	25	19	63	1 100 000	4 750 000	650
GS 812 64*	WS 812 64*	15.95	320	440	38	28.5	95	1 960 000	7 600 000	600
GS 811 68*	WS 811 68*	6.97	340	420	25	19.5	64	1 130 000	5 000 000	600
GS 812 68*	WS 812 68*	17.75	340	460	38	29	96	2 060 000	8 300 000	600
GS 811 72*	WS 811 72*	6.975	360	440	25	20	65	1 140 000	5 100 000	600
GS 812 72*	WS 812 72*	24.2	360	500	45	32.5	110	2 700 000	10 600 000	550
GS 811 76*	WS 811 76*	7.91	380	460	25	20	65	1 170 000	5 400 000	550
GS 812 76*	WS 812 76*	26.2	380	520	45	33.5	112	2 750 000	11 000 000	500

Axial cylindrical roller bearings

Series
811
812
893
874
894



Shaft dia.	Series				Weight	Series	Weight
mm	Axial cylindrical roller bearings				kg	Axial cylindrical roller and cage assemblies washer	kg
400	81180*				22.94	K 81180 *	6.38
		81280*			73.1	K 81280 *	18.5
420	81184*				23.8	K 81184 *	6.5
		81284*			95.6	K 81284 *	26
440	81188*				39.42	K 81188 *	11.52
		81288*			108.2	K 81288 *	27.2
460	81192*				41.08	K 81192 *	11.9
		81292*			117.8	K 81292 *	28.2
480	81196*				42.75	K 81196 *	12.55
		81296*			128.3	K 81296 *	33.8
500	811/500*				44.09	K 811/500 *	12.93
		812/500*			133	K 812/500 *	35
530	811/530*				55.48	K 811/530 *	15.98
		812/530*			153.75	K 812/530 *	42.25
560	811/560*				57.89	K 811/560 *	16.79
		812/560*			187.4	K 812/560 *	47
600	811/600*				61.75	K 811/600 *	17.95
		812/600*			240.15	K 812/600 *	56.75

Bearing washer		Weight	Dimensions mm					Basic load ratings		Limited Speed
Housing locating washers	Shaft locating washers	kg	Dc1 d	Dc D	Dw	B	T	Dynamic C kgf	Static Co kgf	oil rpm
GS 811 80*	WS 811 80*	8.29	400	480	25	20	65	1 200 000	5 700 000	550
GS 812 80*	WS 812 80*	27.3	400	540	45	33.5	112	2 800 000	11 400 000	500
GS 811 84*	WS 811 84*	8.65	420	500	25	20	65	1 230 000	5 900 000	500
GS 812 84*	WS 812 84*	34.8	420	580	52	39	130	3 500 000	14 200 000	470
GS 811 88*	WS 811 88*	13.95	440	540	32	24	80	1 780 000	8 200 000	480
GS 812 88*	WS 812 88*	40.5	440	600	52	39	130	3 600 000	14 800 000	450
GS 811 92*	WS 811 92*	14.59	460	560	32	24	80	1 840 000	8 700 000	470
GS 812 92*	WS 812 92*	44.8	460	620	52	39	130	3 650 000	15 400 000	430
GS 811 96*	WS 811 96*	15.1	480	580	32	24	80	1 860 000	8 900 000	450
GS 812 96*	WS 812 96*	47.25	480	650	56	39.5	135	4 100 000	17 000 000	410
GS 811/500*	WS 811/500*	15.58	500	600	32	24	80	1 910 000	9 300 000	430
GS 812/500*	WS 812/500*	49	500	670	56	39.5	135	4 150 000	17 600 000	400
GS 811/530*	WS 811/530*	19.75	530	640	34	25.5	85	2 140 000	10 500 000	400
GS 812/530*	WS 812/530*	55.75	530	710	60	40	140	4 750 000	20 300 000	380
GS 811/560*	WS 811/560*	20.55	560	670	34	25.5	85	2 190 000	11 000 000	390
GS 812/560*	WS 812/560*	70.2	560	750	60	45	150	4 850 000	21 100 000	350
GS 811/600*	WS 811/600*	21.9	600	710	34	25.5	85	2 230 000	11 500 000	360
GS 812/600*	WS 812/600*	91.7	600	800	64	48	160	5 500 000	24 000 000	330

Axial needle roller
and cage assemblies

Series AXK

Axial bearing washers

Series

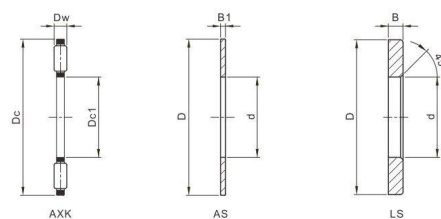
AS

LS

GS 811

WS 811

Shaft dia.	Series	Weight	Series	Weight	Series	Weight
mm	Axial cylindrical roller bearings	kg	Bearing washer	kg	Bearing washer	kg
4	AXK 0414 TN	0.7	AS 0414	1	-	-
5	AXK 0515 TN	0.8	AS 0515	1	-	-
6	AXK 0619 TN	1	AS 0619	2	LS 0619	4
8	AXK 0821 TN	2	AS 0821	2	LS 0821	4
10	AXK 1024	3	AS 1024	3	LS 1024	7
12	AXK 1226	3	AS 1226	3	LS 1226	8
15	AXK 1528	4	AS 1528	3	LS 1528	9
17	AXK 1730	4	AS 1730	4	LS 1730	9
20	AXK 2035	5	AS 2035	5	LS 2035	13
25	AXK 2542	7	AS 2542	7	LS 2542	19
30	AXK 3047	8	AS 3047	8	LS 3047	22
35	AXK 3552	10	AS 3552	9	LS 3552	29
40	AXK 4060	16	AS 4060	12	LS 4060	40
45	AXK 4565	18	AS 4565	13	LS 4565	50
50	AXK 5070	20	AS 5070	14	LS 5070	55
55	AXK 5578	28	AS 5578	18	LS 5578	88
60	AXK 6085	33	AS 6085	22	LS 6085	97
65	AXK 6590	35	AS 6590	24	LS 6590	115



Dimensions mm					Basic load ratings		Limited Speed
Dc1 d	Dc D	Dw	B1 (AS)	B (LS)	Dynamic C kgf	Static Co kgf	oil rpm
4	14	12	1	-	4 450	8 000	18 000
5	15	2	1	-	4 750	9 200	17 000
6	19	2	1	2.75	6 800	15 500	16 000
8	21	2	1	2.75	7 800	19 400	15 000
10	24	2	1	2.75	9 200	25 500	14 000
12	26	2	1	2.75	9 900	29 000	13 000
15	28	2	1	2.75	11 300	36 000	11 000
17	30	2	1	2.75	11 900	39 500	10 000
20	35	2	1	2.75	13 100	46 500	8 500
25	42	2	1	3	14 700	58 000	7 000
30	47	2	1	3	16 300	70 000	6 000
35	52	2	1	3.5	17 800	81 000	5 500
40	60	3	1	3.5	28 000	114 000	4 700
45	65	3	1	4	30 000	128 000	4 300
50	70	3	1	4	32 000	143 000	3 900
55	78	3	1	5	38 000	186 000	3 500
60	85	3	1	4.75	44 500	234 000	3 200
65	90	3	1	5.25	46 500	255 000	3 000

Axial needle roller
and cage assemblies

Series AXK

Axial bearing washers

Series

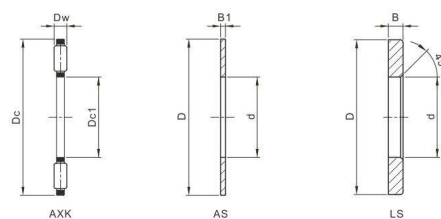
AS

LS

GS 811

WS 811

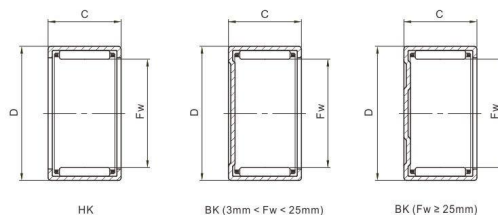
Shaft dia.	Series	Weight	Series	Weight	Series	Weight
mm	Axial cylindrical roller bearings	kg	Bearing washer	kg	Bearing washer	kg
70	AXK 7095	60	AS 7095	25	LS 7095	123
75	AXK 75100	61	AS 75100	27	LS 75100	142
80	AXK 80105	63	AS 80105	28	LS 80105	151
85	AXK 85110	67	AS 85110	29	LS 85110	159
90	AXK 90120	86	AS 90120	39	LS 90120	234
100	AXK 100135	104	AS 100135	50	LS 100135	350
110	AXK 110145	122	AS 110145	55	LS 110145	385
120	AXK 120155	131	AS 120155	59	LS 120155	415
130	AXK 130170	205	AS 130170	65	LS 130170	663
140	AXK 140180	219	AS 140180	79	LS 140180	749
150	AXK 150190	232	AS 150190	84	LS 150190	796
160	AXK 160200	246	AS 160200	89	LS 160200	842



Dimensions mm					Basic load ratings		Limited Speed
Dc1 d	Dc D	Dw	B1 (AS)	B (LS)	Dynamic C kgf	Static Co kgf	oil rpm
70	95	4	1	5.25	54 000	255 000	2 900
75	100	4	1	5.75	55 000	265 000	2 700
80	105	4	1	5.75	56 000	280 000	2 600
85	110	4	1	5.75	58 000	290 000	2 400
90	120	4	1	6.5	73 000	405 000	2 300
100	135	4	1	7	91 000	560 000	2 000
110	145	4	1	7	97 000	620 000	1 900
120	155	4	1	7	102 000	680 000	1 700
130	170	5	1	9	133 000	840 000	1 600
140	180	5	1	9.5	138 000	900 000	1 500
150	190	5	1	9.5	143 000	960 000	1 400
160	200	5	1	9.5	148 000	1 020 000	1 300

Drawn cup needle roller bearings
with open ends Series HK

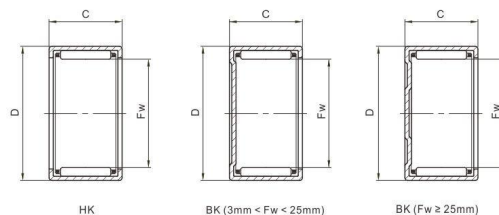
Shaft dia.	Series	Weight	Series	Weight
mm	HK	g	BK	g
3	HK0306TN	1	BK0306TN	1
4	HK0408TN	1.6	BK0408TN	1.8
5	HK0509	2	BK0509	2.1
6	HK0608	2.1	-	-
	HK0609	2.5	BK0609	2.6
7	HK0709	2.6	BK0709	2.9
8	HK0808	2.7	BK0808	3
	HK0810	3	BK0810	3.4
9	HK0908	3	-	-
	HK0910	4	BK0910	4.3
	HK0912	4.6	BK0912	4.9
10	HK1010	4.1	BK1010	4.3
	HK1012	4.8	BK1012	5
	HK1015	6	BK1015	6.2
12	HK1210	4.6	BK1210	5.2
	HK1212	9.1	BK1212	10.3
13	HK1312	9.5	BK1312	11.2
14	HK1412	10.5	BK1412	12.1



Dimensions mm			Basic load ratings		Limited Speed
Fw	D	C	Dynamic C kgf	Static Co kgf	oil rpm
3	6.5	6	1230	840	48 000
4	8	8	1740	1270	43 000
5	9	9	2400	1990	39 000
6	10	8	2030	1650	37 000
	10	9	2850	2600	37 000
7	11	9	3100	2950	33 000
8	12	8	2750	2600	29 000
	12	10	3800	3950	29 000
9	13	8	3850	4150	27 000
	13	10	4250	4650	27 000
	13	12	5300	6300	27 000
10	14	10	4400	5100	24 000
	14	12	5500	6800	24 000
	14	15	6800	8800	24 000
12	16	10	4950	6200	21 000
	18	12	6500	7300	20 000
13	19	12	6800	7900	19 000
14	20	12	7100	8500	18 000

Drawn cup needle roller bearings
with open ends Series HK

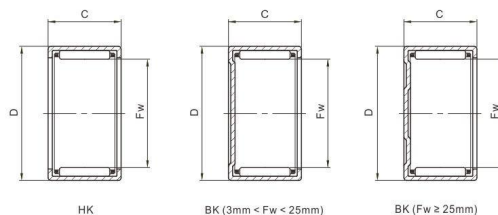
Shaft dia.	Series	Weight	Series	Weight
mm	HK	g	BK	g
15	HK1512	11.1	BK1512	12.7
	HK1516	15	BK1516	16.5
	HK1522	20.4	BK1522	22
16	HK1612	11.7	BK1612	13.8
	HK1616	15.8	BK1616	17.6
	HK1622	21.7	BK1622	23.4
17	HK1712	12.2	BK1712	14.5
18	HK1812	13.1	BK1812	14.9
	HK1816	17.5	BK1816	19.9
20	HK2010	11.8	-	-
	HK2012	14.1	BK2012	16.7
	HK2016	19.3	BK2016	22.3
	HK2020	24.1	BK2020	27.1
	HK2030	34.7	BK2030	37.4
22	HK2210	12.3	-	-
	HK2212	15	BK2212	18.1
	HK2216	20.9	BK2216	24.3
	HK2220	26.2	BK2220	29.9



Dimensions mm			Basic load ratings		Limited Speed
Fw	D	C	Dynamic C kgf	Static Co kgf	oil rpm
15	21	12	7 900	9 400	16 000
15	21	16	10 500	14 400	16 000
15	21	22	13 400	19 500	16 000
16	22	12	7 600	9 700	16 000
16	22	16	10 900	15 300	16 000
16	22	22	13 100	19 400	16 000
17	23	12	7 900	10 300	15 000
18	24	12	8 100	10 900	14 000
18	24	16	11 600	17 300	14 000
20	26	10	6 400	8 200	13 000
20	26	12	8 600	12 100	13 000
20	26	16	12 700	20 100	13 000
20	26	20	15 700	26 000	13 000
20	26	30	21 800	40 000	13 000
22	28	10	7 500	10 500	12 000
22	28	12	9 100	13 400	12 000
22	28	16	13 400	22 100	12 000
22	28	20	16 500	29 000	12 000

Drawn cup needle roller bearings
with open ends Series HK

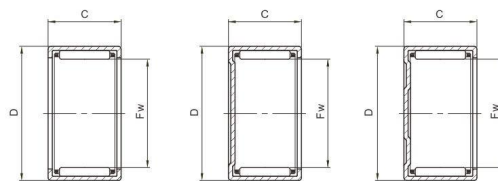
Shaft dia.	Series	Weight	Series	Weight
mm	HK	g	BK	g
25	HK2512	20	BK2512	23.2
	HK2516	27.3	BK2516	31
	HK2520	34.1	BK2520	38.7
	HK2526	44.8	BK2526	49
	HK2538	64.7	BK2538	69
28	HK2816	30.1	BK2816	34.1
	HK2820	37.6	BK2820	43
30	HK3012	24	BK3012	27.9
	HK3016	32	BK3016	37.1
	HK3020	40.1	BK3020	46.5
	HK3026	52.9	BK3026	59.4
	HK3038	76.1	BK3038	82.5
35	HK3512	27.7	BK3512	32.9
	HK3516	36.9	BK3516	43.8
	HK3520	46.1	BK3520	54.8
40	HK4012	31.1	BK4012	38.2
	HK4016	41.4	BK4016	51
	HK4020	51.8	BK4020	62



Dimensions mm			Basic load ratings		Limited Speed
Fw	D	C	Dynamic C kgf	Static Co kgf	oil rpm
25	32	12	11 000	15 200	10 000
25	32	16	15 600	24 000	10 000
25	32	20	19 900	33 000	10 000
25	32	26	25 500	45 000	10 000
25	32	38	34 000	66 000	10 000
28	35	16	16 400	26 500	9 000
28	35	20	20 900	36 000	9 000
30	37	12	12 100	18 200	8 500
30	37	16	17 200	29 000	8 500
30	37	20	22 000	39 500	8 500
30	37	26	28 000	54 000	8 500
30	37	38	37 500	79 000	8 500
35	42	12	13 100	21 300	7 500
35	42	16	18 700	33 500	7 500
35	42	20	23 800	46 000	7 500
40	47	12	14 000	24 300	6 500
40	47	16	20 000	38 500	6 500
40	47	20	25 500	52 000	6 500

Drawn cup needle roller bearings
with open ends Series HK

Shaft dia.	Series	Weight	Series	Weight
mm	HK	g	BK	g
45	HK4512	34.8	-	-
	HK4516	46.2	BK4516	56
	HK4520	57.8	BK4520	70.9
50	HK5020	72	BK5020	87.3
	HK5025	90.1	BK5025	109
55	HK5520	78	BK5520	93.8
	HK5528	111	BK5528	132
60	HK6012	49.2	BK6012	77
	HK6020	86	BK6020	105
	HK6032	136	BK6032	164



HK

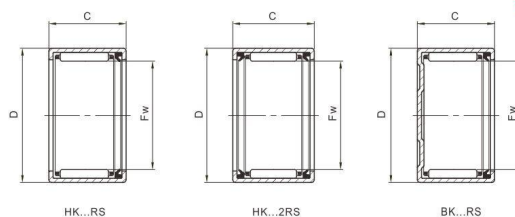
BK (3mm < Fw < 25mm)

BK (Fw ≥ 25mm)

Dimensions mm			Basic load ratings		Limited Speed
Fw	D	C	Dynamic C kgf	Static Co kgf	oil rpm
45	52	12	14 900	27 500	6 000
45	52	16	21 300	43 000	6 000
45	52	20	27 000	59 000	6 000
50	58	20	31 000	63 000	5 500
50	58	25	38 500	84 000	5 500
55	63	20	31 500	67 000	4 800
55	63	28	44 000	103 000	4 800
60	68	12	17 400	32 000	4 400
60	68	20	33 500	75 000	4 400
60	68	32	53 000	135 000	4 400

Sealed drawn cup needle roller bearings
with open ends Series HK..RS · HK..2RS

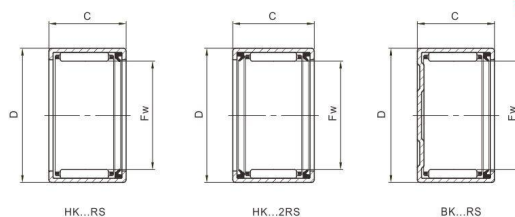
Shaft dia.	Series	Weight	Series	Weight	Series	Weight
mm	HK..RS	g	HK..2RS	g	BK..RS	g
8	HK0810RS	2.9	HK0812.2RS	3.5	-	-
10	HK1012RS	4.2	HK1014.2RS	5.2	-	-
12	HK1214RS	10.7	HK1216.2RS	11.5	-	-
14	HK1414RS	12	HK1416.2RS	14	BK1414RS	14.1
15	HK1514RS	12.6	HK1516.2RS	14.3	BK1514RS	14.4
	HK1518RS	16	HK1520.2RS	18	-	-
16	HK1614RS	13.3	HK1616.2RS	15.1	BK1614RS	15.3
	-	-	HK1620.2RS	16.8	-	-
18	HK1814RS	15.1	HK1816.2RS	17	-	-
20	-	-	HK2016.2RS	18.8	-	-
	HK2018RS	21.4	HK2020.2RS	23.5	BK2018RS	24.4
22	HK2214RS	18.3	HK2216.2RS	20.3	-	-
	HK2218RS	23.5	HK2220.2RS	25.5	-	-
25	-	-	HK2516.2RS	27.3	-	-
	HK2518RS	31	HK2520.2RS	33.1	BK2518RS	35.3
	-	-	HK2524.2RS	39.7	-	-
	-	-	HK2530.2RS	47.3	-	-
28	-	-	HK2820.2RS	36.9	-	-



Dimensions mm			Basic load ratings		Limited Speed
Fw	D	C	Dynamic C kgf	Static Co kgf	oil rpm
8	12	10	2 750	2 600	20 000
10	14	12	4 400	5 100	17 000
12	18	14	6 500	7 300	14 000
14	20	14	7 100	8 500	12 000
15	21	14	7 800	9 800	11 000
15	21	18	10 500	14 400	11 000
16	22	14	7 600	9 700	11 000
16	22	-	10 900	15 300	11 000
18	24	14	8 100	10 900	9 500
20	26	-	8 600	12 100	8 500
20	26	18	12 700	20 100	8 500
22	28	14	9 100	13 400	8 000
22	28	18	13 400	22 100	8 000
25	32	-	11 000	15 200	7 000
25	32	18	15 600	24 000	7 000
25	32	-	19 900	33 000	7 000
25	32	-	25 500	45 000	7 000
28	35	-	16 400	26 500	6 000

Sealed drawn cup needle roller bearings
with open ends Series HK..RS · HK..2RS

Shaft dia.	Series	Weight	Series	Weight	Series	Weight
mm	HK..RS	g	HK..2RS	g	BK..RS	g
30	-	-	HK3016.2RS	28.5	-	-
	HK3018RS	36.6	HK3020.2RS	39.1	-	-
	-	-	HK3024.2RS	49.7	-	-
35	-	-	HK3516.2RS	36.4	-	-
	HK3518RS	37.4	HK3520.2RS	41.1	-	-
40	-	-	HK4016.2RS	41.2	-	-
	HK4018RS	47.3	HK4020.2RS	50.2	-	-
45	HK4518RS	54.2	HK4520.2RS	57.4	-	-
50	HK5022RS	77.2	HK5024.2RS	84	-	-



Dimensions mm			Basic load ratings		Limited Speed
Fw	D	C	Dynamic C kgf	Static Co kgf	oil rpm
30	37	-	12 100	18 200	6 000
30	37	18	17 200	29 000	6 000
30	37	-	22 000	39 500	6 000
35	42	-	13 100	21 300	5 000
35	42	18	18 700	33 500	5 000
40	47	-	14 000	24 300	4 500
40	47	18	20 000	38 500	4 500
45	52	18	21 300	43 000	4 000
50	58	22	31 000	63 000	3 600